



Council Agenda Report

To: Mayor Pierson and the Honorable Members of the City Council

Prepared by: Lisa Soghor, Assistant City Manager

Reviewed by: Ruth Quinto, City Treasurer

Approved by: Reva Feldman, City Manager

Date prepared: April 14, 2021

Meeting date: April 22, 2021

Subject: Proposed Budget for Fiscal Year 2021-2022

RECOMMENDED ACTION: Provide direction to staff on the Proposed Budget and Annual Work Plan for Fiscal Year 2021-2022.

FISCAL IMPACT: The Proposed Budget totals \$80.00 million in revenue and \$89.71 million in expenses and includes General Fund annual revenue of \$33.10 million and General Fund annual expenditures for ongoing City operations of \$38.82 million.

The City is required to present a balanced budget each fiscal year whereby annual General Fund expenses do not exceed annual General Fund revenue. In Fiscal Year 2020-2021, the City was able to support ongoing expenses by eliminating multiple projects and using funds received from the SCE Settlement as a one-time fix. The Proposed Budget for Fiscal Year 2021-2022 also relies on a one-time fix by using reserves established by the Council in the prior year. The Council will need to determine an ongoing solution if General Fund expenses continue to exceed annual General Fund revenue.

To offset an expected decline in General Fund revenues due to the COVID-19 pandemic, during Fiscal Year 2020-2021, the Council established a Designated Reserve for Fiscal Year 2021-2022 Operating Expenditures in the amount of \$6.5 million. The Proposed Budget uses \$5.71 million of this reserve to make up the General Fund budget shortfall in Fiscal Year 2021-2022.

WORK PLAN: This item was included as item 6.a. in the Adopted Work Plan for Fiscal Year 2020-2021.

DISCUSSION: The City's annual budget is based on the City Council's Work Plan

that carries out the City's mission to maintain its rural residential character by establishing programs and policies that avoid suburbanization and commercialization of its natural and cultural resources.

On November 9, 2018, the Woolsey Fire burned through the City of Malibu. Since that time, the City Council and City staff have been committed to helping residents recover and rebuild, including waiving fees for residents rebuilding primary homes as a like-for-like or like-for-like plus 10%.

On December 19, 2019, the City received a \$13.55 million settlement for the Woolsey Fire from Southern California Edison (SCE). These funds have been used to cover costs associated with rebuilding efforts, including replacement of City infrastructure damaged by the fire. The Adopted Budget for Fiscal Year 2020-2021 relied on the one-time use of the SCE Settlement Fund to cover costs related to the rebuilding effort from the Planning, Building Safety and Public Works Departments. However, the proposed budget for Fiscal Year 2021-2022 no longer uses this one-time funding source, and costs associated with rebuilding are now being funded by the General Fund.

Prior to the outbreak of the global COVID-19 pandemic, the City was recovering from the fiscal impact of the Woolsey Fire and subsequent winter storms. Revenues in all categories were strong and had returned to pre-Woolsey Fire amounts, and the City's General Fund Undesignated Reserves were increasing. A key factor to Malibu's fiscal recovery has been that, unlike many cities, the City's main general fund revenue is derived from property tax. Property tax comprises approximately 44% of General Fund revenue that, even in the aftermath of the Woolsey Fire and the loss of 488 single family residences, remains strong and steady.

However, in March 2020, in response to the pandemic, the Governor issued a Stay at Home Order, which has since impacted the City's fiscal strength and stability. Subsequent State and County orders since that time have had an ongoing impact on multiple economic sectors that are reflected in a decline of General Fund revenues.

On January 25, 2021, the State announced the end of the Regional Stay at Home Order and reinstated the tier system established in the State's Blueprint for a Safer Economy. As vaccinations become more widely available, the County and the State are allowing stay at home orders and restrictions to be lifted.

The State has recently announced that it aims to open fully reopen by June 15, 2021. This opening comes as the State has reached 20 million vaccinations. The State will monitor hospitalization rates, vaccine access, and vaccine efficacy against variants as the June 15 date approaches.

The economic effects of the COVID-19 pandemic have negatively impacted many local revenue sources, including sales tax, transient occupancy tax (TOT), gas tax, and parking tax during the past year. Dining and travel restrictions imposed by the public health orders have had the greatest impacts as restaurants have historically been the primary contributor to the City's sales tax revenue. While General Fund revenue is trending higher than previously predicted in the Fiscal Year 2020-2021 Budget, overall revenues are still less than anticipated ongoing expenses for Fiscal Year 2021-2022.

The City is mandated to present a balanced budget each fiscal year. A balanced budget is achieved when annual General Fund expenses do not exceed the annual General Fund revenue. One-time expenditures can be made from General Fund reserves; however, it is neither prudent nor practical for the City to pay ongoing expenses out of reserves. In Fiscal Year 2020-2021, the City was able to support ongoing expenses by eliminating multiple projects and using funds received from the SCE Settlement as a one-time fix. The City also used special revenue funds wherever possible to minimize General Fund use. The use of the SCE funds is no longer a viable option for the proposed budget for Fiscal Year 2021-2022. Likewise, many of the special revenue funds have been depleted.

On August 24, 2020, the Council established a designated reserve in the amount of \$4 million to be used to make up any budget shortfalls in the Fiscal Year 2021-2022 budget. On February 8, 2021, the Council approved adding an additional \$2.5 million to the reserve for a total of \$6.5 million. This reserve is being used to make up the difference between ongoing General Fund revenue and General Fund operating expenses, similar to the use of the SCE Settlement funds in the prior fiscal year.

The Fiscal Year 2021-2022 Budget proposes a starting General Fund Undesignated Reserve at July 1, 2021 of \$29.37 million. Notwithstanding the negative economic impacts of the COVID-19 pandemic over the past year, the City's strong financial practices and conservative budgeting are reflected in this overall higher number.

Despite a decline in General Fund revenues, the projected General Fund Undesignated Reserve at June 30, 2022 is \$28.87 million. The projected reserve is 74% of the annual operating budget. This exceeds the City's goal of maintaining a minimum of 50% of the operating budget in reserves and exceeds the 65% goal necessary to retain the highest credit rating for the City. The total projected General Fund balance (including Designated and Undesignated Reserves, the SCE Woolsey Fire Settlement and the FEMA/CalOES liability) at June 30, 2022 is \$34.10 million. These reserves are detailed on the Schedule of Fund Balances page of the budget.

Over the past few years in response to limited General Fund revenue, the City has depleted the Designated General Fund Reserve for Deferred Maintenance – City Facilities to make necessary facility repairs. The Fiscal Year 2021-2022 Proposed

Budget includes a transfer of \$500,000 from the General Fund Undesignated Reserve into the Designated Reserve for Deferred Maintenance – City Facilities. With Charmlee Wilderness Park returning to City control and the age of the City Hall facility, it is anticipated that infrastructure repair costs will increase. Best practices dictate that the City set some funds aside annually in preparation for these costs. This can be achieved in Fiscal Year 2021-2022 while maintaining a strong General Fund Undesignated Reserve.

Revenues to the Special Revenue Fund total \$41.35 million and expenditures total \$4.79 million. Transfers of \$35.81 million to other funds will leave a projected reserve of \$9.97 million of Special Revenue Funds at Fiscal Year-end.

Revenue to the Legacy Park Project Fund totals \$1.69 million and expenditures total \$1.89 million. Transfers of \$60,000 to other funds will leave a projected Legacy Park Project Fund Reserve at June 30, 2022 of \$635,000.

Revenue to all funds is projected at \$80.00 million and expenditures for all funds are projected at \$89.71 million.

General Fund Revenue

As the State and County move out of the restrictions of the COVID-19 pandemic, many of the City's major tax revenue sources are budgeted to increase conservatively in Fiscal Year 2021-2022.

The City's major General Fund tax revenue sources are Property Tax, Utility User's Tax, Transient Occupancy Tax, and Sales Tax.

- Secured Property Tax revenue (100-0000-3111) was budgeted at \$11.60 million for Fiscal Year 2020-2021. Property Tax revenue is projected to increase to \$11.90 million in Fiscal Year 2021-2022.
- Utility User's Tax (100-0000-3132) is projected to decrease by \$30,000 from the prior year. This reduction reflects impacts from the pandemic to commercial properties, as well as a decrease from the Woolsey Fire.
- Transient Occupancy Tax (TOT) (100-0000-3133) from hotel rentals is projected to increase by \$200,000. The City collects TOT from six motel/hotel properties and one RV park. The budget reflects an increase in this revenue source from very low levels during the pandemic, as well as the increase in the City's TOT rate from 12% to 15%, as approved by the voters in November 2020.

- Transient Occupancy Tax (TOT) from short-term residential rentals (100-0000-3133-01) is budgeted to increase by \$100,000 from the Fiscal Year 2020-2021 Adopted Budget. Current year actuals are higher than the projected amount; however, the projections remain low due to the anticipated “Hosted” ordinance, which will offset any potential increases as a result of the higher TOT rate of 15%.
- Franchise Fees (100-0000-3134) are budgeted to remain stable at \$650,000.
- Sales Tax (100-0000-3137) is projected to increase by \$200,000 as retail establishments are allowed to open up under new State and County guidance. The majority of the City’s annual sales tax revenue is derived from restaurants, gas stations and grocery stores. It is projected to take a couple of years for Sales Tax to return to pre-pandemic levels.

Revenue from Licenses and Permits is budgeted to increase a total of \$274,000 from the adopted budget of the prior fiscal year, and revenue from Service Charges is budgeted to increase \$498,000 from the prior fiscal year. These increases reflect the anticipated greater numbers of applications due to the easing of COVID-19 pandemic restrictions.

The Proposed Budget for Fiscal Year 2021-2022 reflects the Council’s direction to waive rebuild fees through the entire fiscal year. The multi-year fiscal impact of the fee waivers is projected to be approximately \$9.4 million of uncollected revenue in Fiscal Year 2019-2020, Fiscal Year 2020-2021, and Fiscal Year 2021-2022.

American Rescue Plan

On March 11, 2021, President Biden signed the American Rescue Plan. This historic plan will provide funding totaling \$65.1 billion to all 19,000 cities, towns, and villages in the United States. The payment to Malibu is estimated to be \$2.2 million. The City will receive the funds in two payments. The first payment should be received by June 11, 2021. The City may request the second payment no sooner than 12 months later. The budget document reflects the first \$1.1 million payment in Fiscal Year 2020-2021. It has been set up as a General Fund Designated Reserve. The Proposed Budget does not include the second payment as it is unclear whether the City will receive that payment in Fiscal Year 2021-2022 or Fiscal Year 2022-2023. Staff will continue to monitor the timing of the second payment and will amend the budget if needed.

Guidance on eligible expenditures has yet to be provided to cities. The funds may be used through December 31, 2024. Initial communications from the Treasury Department have indicated that the City will be able to use the funds to reimburse COVID-19 related expenditures retroactive to July 1, 2020. City expenditures that are

not eligible to be reimbursed by other sources, including the CARES Act and FEMA, total approximately \$604,344. The City will be responsible for providing periodic reports with detailed accounting on the uses of the funds to the Treasury Department. Staff will continue to monitor the guidance related to these funds and will return to Council as more information is received. The Plan also contains many other designated funding sources for individuals, businesses, and infrastructure. Staff will stay abreast of these programs and provide information to the community as appropriate.

Special Revenue Funds

The Special Revenue Fund totals \$41.35 million. Gas Tax revenue is projected at \$325,000. Gas Tax revenues are based, in part, on projected fuel costs and sales, and the projected amount has increased by \$29,000 from the prior year due to anticipated lifting of COVID-19 restrictions. Traffic Safety revenue is projected to remain flat at \$200,000. Proposition A revenue is projected at \$250,000 and Proposition C revenue is projected at \$210,000. The City is projected to receive \$380,000 from Measure W – the Los Angeles County Safe Clean Water Act. This funding can be used for stormwater related projects and maintenance. Revenue from the three Landslide Maintenance Districts, the Carbon Beach Undergrounding Community Facilities District, and the Broad Beach Undergrounding Assessment District, are also budgeted in Special Revenue funds. Revenue from the Landslide Maintenance Districts is used for operations and maintenance. Revenue from the other special districts is used to pay debt service and associated administrative costs. The budget also shows a projected \$16.50 million for Phase Two of the Civic Center Water Treatment Facility. Staff is in discussions with the State Revolving Fund about loans for construction of this project.

Legacy Park Project Fund

The Legacy Park Project Fund reflects revenue and expenditures associated with the City's three commercial properties, Legacy Park, and clean water projects. The Proposed Budget includes \$1.52 million of base rental income from three commercial properties. In prior years, the City also received additional funds from the percentage rental income from the Malibu Lumber Yard site. The percentage rental income has dropped significantly in previous years due to the decline of brick and mortar retail sales. Due to those vacancies combined with the closure of non-essential businesses during the COVID-19 pandemic, no percentage rent is anticipated in Fiscal Year 2021-2022. Revenue is used for debt service associated with the Legacy Park acquisition, operations and maintenance of Legacy Park, and other high priority clean water expenses. The available amount in the Legacy Park Project Fund has decreased from prior years as a result of the Civic Center Water Treatment Facility (CCWTF) Assessment District payment necessary for the commercial properties and the ongoing use of these funds for clean water expenses. The City will be reimbursed

the total amount of the CCWTF assessment from the commercial property tenants over time.

Expenditures

The expenditures in the Proposed Budget are based on the priorities in City Council's Work Plan and ongoing operations included as Attachment 2.

The Fiscal Year 2020-2021 Budget represented significant reductions in expenses from the prior fiscal year to meet the expected \$2 million loss of General Fund revenue from the COVID-19 pandemic. All departments reduced expenditures of travel, training, operating supplies, printing, professional services, and all non-essential expenses. Certain costs could not be reduced, including property insurance, debt service, law enforcement services, election services for the district elections, and professional services for mandated activities.

Due to the projected continuing economic impacts of the COVID-19 pandemic, the Proposed Budget has been developed conservatively with a continued emphasis on streamlining services to reduce costs. In the prior year, the one-time use of the Southern California Edison Woolsey Fire Settlement fund supplemented the use of General Fund dollars. Additionally, Special Revenue funds were budgeted in lieu of General Funds where appropriate to reduce the use of General Funds. To offset an expected decline in General Fund revenues due to the COVID-19 pandemic, during Fiscal Year 2020-2021, the Council established a Designated Reserve for Fiscal Year 2021-2022 Operating Expenditures in the amount of \$6.5 million. This reserve will be used to make up the General Fund budget shortfall in Fiscal Year 2021-2022.

Internal Service allocations for information technology and vehicles are assigned by department. The Proposed Budget includes an Information Technology (IT) allocation of \$4,500 per computer user. The physical distancing made necessary by the COVID-19 pandemic had increased the City's reliance on technology to maintain operations and provide services to the community. In the prior year, to further reduce expenditures, departments were not charged the \$5,000 per vehicle assigned. Vehicle Fund reserves were used in lieu of the General Fund. In Fiscal Year 2021-2022, departments will be charged \$6,000 per vehicle assigned to begin rebuilding the Vehicle Fund.

The City's CalPERS contribution rate for Fiscal Year 2021-2022 will be 18.6% of payroll for Classic Employees (hired prior to 2013) and 7.73% of payroll for New Employees (hired after 2013). In Fiscal Year 2020-2021, the City's contribution rate for Classic Employees was 18.75% and 7.87% for New Employees. The Proposed Budget provides for 46 Classic Full-Time Employees and 46 New Full-Time Employees. Part-Time Employees and Interns do not participate in CalPERS.

The COVID-19 pandemic may impact long-term CalPERS contribution rates. If CalPERS adjusts its discount rates and investment portfolio, the City will be responsible for higher annual contributions. Staff continues to monitor the City's contribution rates and the impact they will have on future budgets. The Proposed Budget for Fiscal Year 2021-2022 does not provide for any funding for additional increases to the City's CalPERS liabilities, but does maintain the amounts that the City is required to fund each year pursuant to the Government Accounting Standards Board.

The City is also responsible for Other Post Employment Benefits (OPEB), which includes retiree health insurance. In 2009, the City began contributing to a Prefunding Program through CalPERS to address the City's unfunded OPEB liability. As of 2021, unlike many other cities, the City currently has enough reserves in this account for the OPEB liability to be fully funded.

Woolsey Fire Impact on Fiscal Year 2021-2022 Budget

The City and the City's budget continue to be impacted by the 2018 Woolsey Fire. Expenditures related to the Woolsey Fire continue to be included as a stand-alone budget program, which allows the individual department budgets to reflect ongoing costs only. This budget includes expenditures for the ongoing rebuilding and recovery efforts for various professional services, including contract planners, inspectors, plan checking, and other services needed to facilitate the rebuilding of burned homes and recovery efforts of the City.

In the prior year, Planning, Building Safety, Environmental Health and Public Works staff time was allocated directly to this task. In Fiscal Year 2020-2021, the SCE Woolsey Fire Settlement Fund was used in lieu of General Fund to support these efforts. In the Fiscal Year 2021-2022 Proposed Budget, staff time has been reallocated back to the home departments.

Staff will continue to manage the high volume of document research and public records requests. Some advertising, website and printing costs are included to make sure that all the necessary information continues to be communicated with the community. These costs also include smaller projected expenditures for storm response in the burn areas for Fiscal Year 2021-2022 than in prior fiscal years as vegetation regrowth has happened. These total Woolsey Fire related costs are estimated at \$2.10 million.

The City has significant capital expenditures needed to cover the repair and restoration projects necessary after the Woolsey Fire and the subsequent winter storms. These infrastructure and facility repair costs are detailed in a separate Disaster Capital Improvement Projects program for a total \$4.50 million in expenditures for Fiscal Year 2021-2022. An additional \$2.18 million is projected to be

in incurred in Fiscal Year 2020-2021, \$1.02 million in costs was incurred in Fiscal Year 2019-2020, and \$3.03 million in Fiscal Year 2018-2019.

A large share of these capital expenses will be covered by FEMA, CalOES and the City's insurance policy with CalJPIA. In past disasters, these agencies have taken years to reimburse the City for these costs. To date, the City has received \$4.76 million in reimbursements. Staff is projecting that an additional \$1.5 million reimbursement will occur in Fiscal Year 2021-2022. The remaining \$3.85 million will remain as a liability against the General Fund until reimbursement is received. These disaster-related projects for Fiscal Year 2021-2022 include:

• Clover Heights Storm Drain Improvements	\$ 100,000
• Corral Canyon Road and Retaining Wall	\$ 500,000
• Latigo Canyon Road and Retaining Wall	\$ 608,000
• Trancas Canyon Park Improvements	\$ 231,000
• Trancas Canyon Park Slope Improvements	\$ 560,000
• Birdview Avenue Improvements	\$ 25,000
• Broad Beach Water Quality Improvements	\$ 539,000
• Encinal Canyon Road Drainage Improvements	\$ 500,000
• Malibu Road Drainage Repairs	\$ 40,000
• Westward Beach Road Shoulder Repairs	\$ 500,000
• Outdoor Warning Sirens - Design	\$ 400,000
• Malibu Park Storm Drain Improvements	\$ 500,000

Impact of COVID-19 on Fiscal Year 2021-2022 Budget

Expenditures related to costs associated with the City's response to the COVID-19 pandemic continue to be included in a separate budget page. These costs include expenses for personal protective equipment (PPE) and cleaning supplies, safety improvements to City facilities, and professional services related to managing State and County orders. Staff time related to developing and disseminating COVID-19-related information and organizing necessary community services will be tracked but is not budgeted in this section for Fiscal Year 2021-2022. Staff currently estimates that these costs, excluding staff time, will be \$240,000 for Fiscal Year 2021-2022 and \$710,000 for Fiscal Year 2020-2021. The City incurred \$815,000 in costs for Fiscal Year 2019-2020.

The City has already begun the process of requesting reimbursement for emergency response from FEMA. FEMA will cover staff overtime (not regular time) and costs for safety supplies and communication-related costs through September 14, 2021. The City received \$163,000 from the CARES Act for expenses the City incurred in Fiscal Year 2019-2020. Funds from the American Rescue Plan will cover City expenses retroactive to July 1, 2020. Complete guidance from the Treasury Department regarding the eligible uses of the American Rescue Plan funds has not yet been

received. City staff will continue to monitor communications from the Treasury Department and will update the Council accordingly.

Expenditures by Department

Management and Administration

In Fiscal Year 2021-2022, the Management and Administration Department budget has increased from the prior fiscal year by \$1.85 million. Most department budgets were cut significantly in the prior year. Additionally, staff time over the past two years had be reallocated in the Woolsey Fire and COVID-19 budgets. Debt service will increase by \$542,000 reflecting the full interest and principal payments on the COPs for the vacant land purchase of 2018. This increase is comprised of the net impact of:

- An increase of \$37,000 in City Council for Professional Services related to School District Separation
- An increase of \$54,000 in Media Operations reflective of transferring staff time back from the COVID-19 budget
- An increase of \$10,000 in the City Manager budget for salaries and benefits
- An increase of \$229,000 in the City Attorney budget related to School District Separation and expected litigation costs
- An increase of \$128,000 in the City Clerk budget for the second Deputy City Clerk and higher professional services for public meeting software, public records request software and potential by-district elections costs
- An increase of \$375,000 in Finance due to the proposed new grants administrator position, increased filming projections as a result of the easing COVID-19 restrictions, and increased bank fees due to higher credit card use from the new online permit payment options
- An increase of \$36,000 in Human Resources for higher recruitment costs
- An increase of \$400,000 in Non-Departmental Services due to a projected increase in the City's insurance premiums and CalPERS liabilities. Additionally, City-wide costs for City cell phones have been moved to this budget item rather than being separated out by department. These costs have increased significantly due to the COVID-19 pandemic.
- An increase of \$110,000 in Information Services from resuming the City's IT Strategic Plan that had been paused due to the COVID-19 pandemic and increased equipment needs as more City work becomes digital
- An increase of \$28,000 in City Hall due to projected increased maintenance needs as staff and visitors return fully to City Hall
- An increase of \$542,000 for Debt Service for the full interest payment on the COPs for the 2018 land acquisition

The proposed budget assumes that the City will not offer passport processing services in the upcoming fiscal year.

Public Safety

The Public Safety office is part of the Management and Administration Department but is listed separately here due to the complexity of its goals and activities. The overall budget for Public Safety has increased \$121,000 from the prior fiscal year due to a combination of factors:

- There will be an increase of \$111,000 in costs charged by the Los Angeles County Sheriff's Department (LASD), including a cost of living increase and an increase for the Sheriff's Department Liability Trust Fund for a total increase of 1.45% for this fiscal year for the basic contract. The City continues to use \$150,000 in grant funds to supplement law enforcement activities, which helps to offset the amount of General Funds used for this department. The Fiscal Year 2020-2021 Budget included an additional \$140,000 for an additional nighttime deputy for the months of March through June on a trial basis. This additional service has not been included in the Fiscal Year 2021-2022 Proposed Budget pending Council consideration. The additional cost would be \$420,000 for Fiscal Year 2021-2022.
- The City's contract with Los Angeles County Department of Animal Care and Control is projected to increase by \$25,000 in Fiscal Year 2021-2022. The Department had planned significant increases to its fee structure, but the pandemic further delayed those adjustments.
- The Proposed Budget includes the half-time Fire Liaison position that had been unfunded for Fiscal Year 2020-2021 due to the pandemic.
- Homeless Services includes \$300,000 to fund the outreach team. An additional \$250,000 has been allocated to Homeless Cleanups.

Community Services

The Community Services budget for Fiscal Year 2021-2022 has increased a net amount of \$209,000 due to:

- A decrease of \$4,000 in Transportation Services for Dial-A-Ride services
- An increase of \$72,000 in General Recreation
- An increase of \$70,000 in Aquatics
- An increase of \$13,000 in Day Camp to reflect increased contract personnel costs due to projected higher attendance following the lifting of COVID-19 restrictions
- An increase of \$17,000 in Skate Park to reflect increased hours of the Temporary Skate Park
- A decrease of \$13,000 in Sports to reflect a reduction in contract personnel

- An increase of \$70,000 in Community Classes to reflect the anticipated increase in attendance in programs due to the easing of COVID-19 restrictions and the higher contract personnel costs to safely serve the community
- An increase of \$40,000 in Senior Adult Programs to reflect the anticipated increase in attendance to programs due to the easing of COVID-19 restrictions
- A decrease of \$95,000 in Park Maintenance due to decreases in Professional Services and Capital Outlay
- A \$24,000 increase in Special Events due to the projected ability to hold large events in calendar year 2022 due to the easing of COVID-19 restrictions
- An increase of \$16,000 for Cultural Arts to reflect the projected reinstatement of several events due to the easing of COVID-19 restrictions

Environmental Sustainability

The budget for the Environmental Sustainability Department has increased \$21,000 for Fiscal Year 2021-2022 compared with the prior year budget as a result of:

- An increase of \$393,000 in Building Safety due to the transferring of salaries and benefits back from the Woolsey Fire Rebuilding budget and an increase in professional services
- A \$128,000 increase in Wastewater Management due to the transferring of salaries and benefits back from the Woolsey Fire Rebuilding budget
- A \$512,000 decrease in Clean Water due to a decrease in Professional Services as the prior year had a one-time consultant cost for preparation of the update to the City's EWMP

Planning

The Planning Department's budget has increased by \$336,000 due to the transferring of salaries and benefits back from the Woolsey Fire Rebuilding budget and the addition of a Planning Technician position. Costs associated with Code Enforcement services have increased by \$248,000 from the prior year due to the addition of another Code Enforcement officer and an administrative position to improve this important service to the community.

Public Works

The budget for Public Works has increased \$651,000 attributable to:

- An increase of \$177,000 in Street Maintenance due to an increase of contract services to manage street maintenance and trash pick-up for increased summer visitation
- A decrease of \$3,000 in Fleet Operations

- An increase of \$70,000 in Stormwater Treatment Facilities due to the replacement of two ozone generators for the Civic Center facility equipment
- An increase of \$425,000 in Public Works Engineering that reflects the transferring of staff time back from the Woolsey Fire Rebuilding budget and the addition of one Associate Civil Engineer position

Capital Projects

The Proposed Budget for Fiscal Year 2021-2022 includes an ambitious Capital Improvement Project plan. The City is required to expend Measure R and Measure M dollars before they expire. Additionally, the City will be beginning construction on Phase Two of the Civic Center Water Treatment Facility (CCWTF) to meet the timeline set by the Memorandum of Understanding (MOU) with the Regional Water Quality Control Board. The Capital Improvement Projects budget totals \$36.65 million for Fiscal Year 2021-2022, including:

• Annual Street Overlay	\$ 600,000
• PCH Median Improvements	\$ 4,250,000
• PCH Signal Synchronization System	\$ 9,805,000
• Civic Center Stormwater Diversion Structure	\$ 100,000
• Marie Canyon Green Streets	\$ 400,000
• CCWTF – Phase Two	\$16,500,000
• Westward Beach Road Improvements	\$ 3,845,000
• Permanent Skate Park	\$ 357,472
• Vehicle Protection Devices	\$ 100,000
• Legacy Park Paver Repair	\$ 60,000
• Malibu Bluffs South Walkway	\$ 150,000
• Trancas Canyon Park Playground Resurfacing	\$ 75,000
• PCH Overhead Warning Signs	\$ 160,000
• PCH at Trancas Right Turn Lane	\$ 250,000

Funding for most capital projects comes from outside funding sources and grants. The use of General Fund dollars has again been minimized for capital projects in Fiscal Year 2021-2022.

Funding for the Permanent Skate comes from the Case/Crummer Designated Reserve. The remaining balance is \$357,472. Additional funding to complete the project has yet to be identified.

Pursuant to the City's budgeting policies, unspent capital project funds will be rolled over each year until the project is completed.

Of the total \$36.65 million of capital expenditures, \$18.11 million is being funded from grants, \$16.50 million from a potential State Revolving Fund (SRF) Loan for the CCWTF – Phase Two, \$1.20 million from special revenue funds, \$60,000 from the Legacy Park Project Fund, and \$782,000 from various General Fund Designated Reserves. There are no capital projects being funded from the General Fund Undesignated Reserve in Fiscal Year 2021-2022.

Personnel

In the prior fiscal year, staffing levels were reduced, and a cost of living increase for staff and the deferred compensation matching program were eliminated. During the initial budget process and in the August 2020 revise, a total of 8.75 full-time equivalent positions (FTEs) were unfunded leaving a total of 88.67 FTEs. Part-time employees were reduced to 8.67 FTEs due to the significant reduction of Community Services in-person programming. On February 8, 2021, the City Council authorized the addition of a second Deputy City Clerk bringing the Fiscal Year 2020-2021 totals to 89.67.

The Proposed Budget for Fiscal Year 2020-2021 provides for 100.27 full-time equivalent positions comprised of 87 full-time employees and the equivalent of 13.27 full-time employees working as part-time employees.

Pending review and approval by the Council, the following personnel changes have been included in the Proposed Budget:

- Add: Fire Safety Liaison (part-time) (Public Safety): This position was originally added to the Fiscal Year 2019-2020 Budget during the mid-year budget discussion. It had not yet been filled during the Fiscal Year 2020-2021 Budget process and was unfunded as part of the cost reduction measures. The part-time position will be beneficial in providing robust coverage during fire season. The Public Safety Office will be able to offer more Home Hazard Assessments and other outreach to residents with the additional position.

In Fiscal Year 2021-2022, this position will be funded by the General Fund with a net impact of \$38,000.

- Add: Recreation Coordinator (Community Services): This position was eliminated in the Fiscal Year 2020-2021 Budget as part of the cost reduction measures. Community Services is projecting that programming will start slowly for the first half of the fiscal year and increase to normal levels as of January 1, 2022. This position would come online for the second half of the fiscal year to assist with providing more comprehensive programming for the community.

In Fiscal Year 2021-2022, this position will be funded by the General Fund with a net impact of \$52,000.

- Add: Planning Technician (Planning): A vacant Planning Assistant position was eliminated in Fiscal Year 2020-2021. The Planning Department has been adjusting its staffing levels to better handle the needs of the community. The Department has been hiring more junior level staff as part of its successful strategy to train and promote from within to build capacity and improve efficiency. The additional Planning Technician position will support this strategy.

In Fiscal Year 2021-2022, this position will be funded by the General Fund with a net impact of \$99,000.

- Add: Administrative Assistant (Planning – Code Enforcement): An Office Assistant in the Planning Department was eliminated in Fiscal Year 2020-2021 to reduce costs. The initial Short-Term Rental Permit process was handled by staff in the Management and Administration Department. In Fiscal Year 2021-2022, the process will be handled by the Planning Department and Code Enforcement. This position will assist in that process. Additionally, providing Code Enforcement with administrative support will enable the Code Enforcement officers to spend more time in the field.

In Fiscal Year 2021-2022, this position will be funded by the General Fund with a net impact of \$90,000.

- Add: Code Enforcement Officer (City Hall Operations): The Code Enforcement Division's workload has significantly increased due to the adoption of new programs, including but not limited to the short-term rental permitting and enforcement program, the Dark Sky ordinance, the fire-resistant landscaping ordinance, and the dumpster locking ordinance. In addition, this Division provides enforcement of ESD programs, such the onsite wastewater treatment systems (OWTS) permitting program, illicit discharge/water runoff into storm drains, and bans on plastic utensils, straws, Styrofoam, and plastic sandbags, and rodent bait boxes. The orders surrounding COVID-19 restrictions have also increased the division workload. The addition of a position will provide more robust enforcement throughout the City.

In Fiscal Year 2021-2022, this position will be funded by the General Fund with a net impact of \$100,000.

- Add: Associate Civil Engineer (Public Works - Engineering): The Fiscal Year 2020-2021 Budget contains a very ambitious Capital Improvements program. Many of those projects are time-sensitive due to their funding sources. Another

civil engineer position will allow the Department to manage the heavy workload.

In Fiscal Year 2021-2022, the net cost of \$139,00 for this position will be funded by the through the grants and special revenue. There will be no fiscal impact to the General Fund.

- Add: Grants Administrator (Finance): Following the Woolsey Fire, the City has exponentially increased the number of grants from outside agencies that require detailed tracking and reporting. These include FEMA and CalOES disaster grants, FEMA Hazard Mitigation grants, CDBG Disaster Recovery funds, and the special funding related to the COVID-19 pandemic from FEMA and the American Rescue Plan. The City continues to have multiple grants from Measure R and Measure M. In Fiscal Year 2020-2021, the City will also undertake an assessment district for Phase Two of the CCWTF. In the past, grants management occurred separately in each department. With so many more projects, consolidating grants management in the Finance Department will be more efficient.

In Fiscal Year 2021-2022, the net cost of \$120,000 will be funded through grants and special revenue. There will be no fiscal impact to the General Fund.

The Student Intern program that was suspended in Fiscal Year 2020-2021 due to the COVID-19 pandemic will remain unfunded in the Proposed Budget. This program was handled through the City Clerk's office. The Proposed Budget does not include funding for the Student Intern program as it is unknown how many employees will be allowed in City Hall at the same time due to COVID-19 protocols.

The City typically provides an annual cost of living adjustment (COLA) to employees. The adjustment is derived from the Consumer Price Index (CPI) using an annual percentage from February. In Fiscal Year 2020-2021, the budget did not provide a COLA for City staff to reduce expenses in anticipation of decreased revenues due to the COVID-19 pandemic. The percentage change of the CPI was 3.40% in February 2020. The percentage change of the CPI in February 2021 was 1.0%. The Proposed Budget for Fiscal Year 2021-2022 includes a COLA of 2.2% which blends the rates from the prior two years. The cost to provide this much-needed COLA to City staff is approximately \$214,000.

The City eliminated the deferred compensation matching program for employees during Fiscal Year 2020-2021 as a one-time cost saving measure. The Proposed Budget for Fiscal Year 2021-2022 includes \$89,000 in funding to reinstate this program.

The City Manager has the authority to transfer staff into previously authorized classifications provided there is no fiscal impact as a result of the transfer.

Unfunded Expenses

The Proposed Budget for Fiscal Year 2021-2022 does not include funding for some of the Council's priority projects, including the construction of the Permanent Skate Park, community discussions for the use of the City's multiple vacant properties, or the Los Angeles County Sheriff's Station at the Santa Monica College facility. The Council should discuss options for a long-term funding solution to address the increase in law enforcement costs associated with a Malibu station. It is anticipated that community discussions regarding the Sheriff's station will resume after COVID-19 restrictions are lifted. Preliminary estimates indicate that the City's law enforcement costs will increase approximately \$3 million a year with the new station, an amount that is currently unachievable with expected General Fund revenues and expenses.

In prior fiscal years, the Council has postponed multiple other Work Plan items. These items are documented in Attachment 3 and are currently unfunded in the Proposed Budget for Fiscal Year 2021-2022.

General Fund Grant Applications

The Proposed Budget includes \$150,000 for the General Fund Grant program which is consistent with the prior fiscal year. The application deadline for General Fund Grants was March 31. The City received 23 grant applications totaling over \$439,590. A list of the grant applications is provided as Attachment 4. The Administration and Finance Subcommittee will review and discuss the grant applications at its meeting on May 12, 2021.

City Council Work Plan

The Fiscal Year 2021-2022 Council Work Plan (Attachment 2) is included with this report. A list of Work Plan items that have been postponed by the City Council in prior years is included as Attachment 3.

City staff will closely monitor revenues and expenditures throughout the budget process to project next year's budget expectations more accurately.

Budget Schedule

The Administration and Finance Subcommittee (A&F) typically convenes every year to discuss the General Fund Grant Applications and the Proposed Budget. A&F will

review the Proposed Budget on May 5, 2021 and the General Fund Grant Applications on May 12, 2021.

The Public Hearing for the Proposed Budget for Fiscal Year 2020-2021 will be held on May 24, 2021 and the final budget will be presented to the Council for adoption on June 28, 2021.

ATTACHMENTS:

1. Fiscal Year 2021-2022 Proposed Budget
2. Fiscal Year 2021-2022 Proposed Work Plan
3. List of Previously Postponed Work Plan Items
4. Fiscal Year 2021-2022 List of General Fund Grant Applications

City of Malibu, California

Proposed Budget

Fiscal Year 2021-2022



City Officials

Mikke Pierson, Mayor
Paul Grisanti, Mayor Pro Tem
Karen Farrer, Councilmember
Bruce Silverstein, Councilmember
Steve Uhring, Councilmember

Reva Feldman, City Manager
Lisa Soghor, Assistant City Manager
John Cotti, Interim City Attorney
Jesse Bobbett, Community Services Director
Yolanda Bundy, Building Official/ESD Director
Rob Duboux, Public Works Director
Richard Mollica, Planning Director
Kelsey Pettijohn, Acting City Clerk

CITY OF MALIBU
ADOPTED BUDGET
Fiscal Year 2021-2022

TABLE OF CONTENTS

SUMMARIES

Schedule of Fund Balances.....	i
Schedule of Transfers.....	ii
Revenue Summary by Fund.....	iii
Revenue Detail by Fund.....	iv
Expenditure Summary by Fund.....	viii
Expenditure Summary by Department.....	ix

OPERATING BUDGET

Disaster Response	1
Woolsey Fire and Storm Response Operations.....	2
COVID-19 Pandemic.....	4
Disaster Recovery Capital Improvement Projects	6
Management and Administrative Services	11
City Council.....	12
Media Operations.....	14
City Manager	16
Legal Counsel.....	18
City Clerk	20
Public Safety.....	22
Finance	24
Human Resources.....	26
Non-Departmental Services	28
Information Systems	30
Community Development Block Grant	32
City Hall Operations	34
Carbon Beach Undergrounding CFD	36
Broad Beach Undergrounding AD	38
Civic Center Wastewater Treatment Facility AD	40
Vacant Properties	42
Debt Service.....	44
Community Services	47
Transportation Services	48
General Recreation.....	50
Aquatics.....	52
Day Camps	54
Skate Park	56
Sports	58
Community Classes	60
Senior Adults	62
Park Maintenance	64
Special Events	66

CITY OF MALIBU
ADOPTED BUDGET
Fiscal Year 2021-2022

TABLE OF CONTENTS

Malibu Arts	68
Legacy Park	70
Environmental Sustainability Department	73
Building Safety and Sustainability	74
Wastewater Management	76
Clean Water Program	78
Solid Waste Management	80
Planning	83
Planning Department	84
Code Enforcement	86
Public Works	89
Street Maintenance	90
Fleet Operations	92
Stormwater Treatment Facilities	94
Public Works/Engineering	96
Civic Center Wastewater Treatment Facility	98
Landslide Maintenance Districts	100

CAPITAL BUDGET

Capital Improvement Projects	105
------------------------------------	-----

APPENDIX

Glossary of Terms	A-1
Organization Chart	A-7
Proposed Positions	A-8

SCHEDULE OF FUND BALANCES FY 2021-2022

Fund	Fund Balance July 1, 2021 (Projected)	Projected Revenues	Projected Expenditures	Transfers In/(Out)	Fund Balance June 30, 2022 (Projected)
General Fund - Undesignated	29,368,257	33,100,500	38,815,436	5,214,936	28,868,257
General Fund - Designated FY 21-22	6,500,000	-	-	(5,714,936)	785,064
General Fund - SCE Settlement Woolsey Fire	6,874,586	-	1,044,864		5,829,722
Designated for CIPs	581,608	-	-	(425,000)	156,608
Designated for Deferred Maintenance - City Facilities	572,520	-	30,000	500,000	1,042,520
Designated for Case/Crummer Parcel	357,472	-	-	(357,472)	-
Designated for Water Quality Settlement	102,198	-	-	-	102,198
Designated for Housing Element	140,000	-	-	-	140,000
Designated for City Facilities - La Paz	500,000	-	-	-	500,000
Designated for FEMA Disaster Capital Projects	(1,866,758)	1,500,000	3,457,481	-	(3,824,239)
Designated for American Rescue Plan	736,156	-	240,500	-	495,656
Total General Fund	\$ 43,866,039	\$ 34,600,500	\$ 43,588,281	\$ (782,472)	\$ 34,095,786
Gas Tax Fund	72,743	326,372	225,000	-	174,115
Traffic Safety Fund	56,558	200,900	130,000	-	127,458
Proposition A Fund	379,123	252,000	203,000	-	428,123
Proposition C Fund	164,282	212,000	65,000	(235,000)	76,282
Measure R Fund	51,322	157,000	150,000	-	58,322
Air Quality Management Fund	114,473	16,800	-	-	131,273
Solid Waste Management Fund	36,794	143,200	150,060	-	29,934
Parkland Development Fund	67,560	21,000	-	-	88,560
Art in Public Places Fund	35,683	-	-	-	35,683
Quimby Fund	3,833	35	-	-	3,868
COPS (Brulte) Grant Fund	-	160,000	155,000	-	5,000
Measure M Fund	445,913	177,000	-	(320,000)	302,913
Road Maintenance and Rehabilitation Fund	298,940	248,643	-	(245,000)	302,583
Community Development Block Grant	1,414	22,750	21,750	-	2,414
Measure W LA County Stormwater	257,722	380,100	75,000	(400,000)	162,822
Grants Fund	-	18,510,000	400,000	(18,110,000)	-
Civic Center Water Treatment Facility Phase One AD	6,380,960	2,587,519	2,320,862	-	6,647,617
Civic Center Water Treatment Facility Phase Two	371,403	17,100,000	-	(16,500,000)	971,403
Big Rock Mesa LMD Fund	82,512	325,486	386,780	-	21,217
Malibu Road LMD Fund	120,872	49,851	77,530	-	93,193
Calle Del Barco LMD Fund	111,036	82,318	62,530	-	130,823
Carbon Beach Undergrounding CFD Fund	125,993	236,052	227,946	-	134,099
Broad Beach Assessment District	37,884	141,720	140,767	-	38,837
Total Special Revenue Funds	\$ 9,217,019	\$ 41,350,746	\$ 4,791,225	\$ (35,810,000)	\$ 9,966,540
Capital Improvements Fund	-	-	36,652,472	36,652,472	-
Capital Improvements Fund	\$ -	\$ -	\$ 36,652,472	\$ 36,652,472	\$ -
Legacy Park Project Fund	896,273	1,689,067	1,890,682	(60,000)	634,658
Total Legacy Fund	\$ 896,273	\$ 1,689,067	\$ 1,890,682	\$ (60,000)	\$ 634,658
Civic Center Water Treatment Facility	(313,083)	1,610,981	1,967,500	-	(669,602)
Total Civic Center Water Treatment Facility	\$ (313,083)	\$ 1,610,981	\$ 1,967,500	\$ -	\$ (669,602)
Vehicle Fund	27,073	114,100	84,000	-	57,173
Information Technology Fund	154,459	632,100	738,689	-	47,870
Total Internal Service Funds	\$ 181,532	\$ 746,200	\$ 822,689	\$ -	\$ 105,043
Total All Funds	\$ 53,847,780	\$ 79,997,494	\$ 89,712,849	\$ -	\$ 44,132,424

SCHEDULE OF TRANSFERS 2021-2022

Fund	Transfers In	Transfers (Out)	Description	Reference
<i>General Fund - CIP Designated</i>		(782,472)		
<i>General Fund - Disaster Response</i>		(4,502,345)		
Capital Improvements	100,000		Civic Center Stormwater Diversion Structure	9070
Capital Improvements	357,472		Permanent Skate Park	9090
Capital Improvements	100,000		Vehicle Protection Devices-City Properties	9094
Capital Improvements	150,000		Malibu Bluffs Park South Walkway	9097
Capital Improvements	75,000		Trancas Canyon Park Playground Resurfacing	9098
Capital Improvements - Woolsey Fire/Storm	100,000		Clover Heights Storm Drain Improvements	9204
Capital Improvements - Woolsey Fire/Storm	500,000		Corral Canyon Road Roadway/Retaining Wall	9205
Capital Improvements - Woolsey Fire/Storm	607,824		Latigo Canyon Roadway/Retaining Wall	9207
Capital Improvements - Woolsey Fire/Storm	231,000		Trancas Canyon Park Improvements	9209
Capital Improvements - Woolsey Fire/Storm	560,000		Trancas Canyon Park Slope Improvements	9210
Capital Improvements - Woolsey Fire/Storm	25,000		Birdview Avenue Improvements	9211
Capital Improvements - Woolsey Fire/Storm	538,521		Broad Beach Road Water Quality Improvements	9212
Capital Improvements - Woolsey Fire/Storm	500,000		Encinal Canyon Road Drainage Improvements	9213
Capital Improvements - Woolsey Fire/Storm	40,000		Malibu Road Drainage Repairs	9215
Capital Improvements - Woolsey Fire/Storm	500,000		Westward Beach Road Shoulder Repairs	9216
Capital Improvements - Woolsey Fire/Storm	400,000		Outdoor Warning Sirens - Design	9219
Capital Improvements - Woolsey Fire/Storm	500,000		Malibu Park Storm Drain Improvements	9220
<hr/>				
<i>Proposition C</i>		(235,000)		
<i>Measure M Fund</i>		(320,000)		
<i>Measure W - LA County Stormwater</i>		(400,000)		
<i>Road Maintenance and Rehabilitation (RMRA)</i>		(245,000)		
Capital Improvements	600,000		Annual Street Overlay	9002
Capital Improvements	400,000		Marie Canyon Green Streets	9072
Capital Improvements	200,000		Westward Beach Road Improvements	9082
<hr/>				
<i>Grants Fund</i>		(18,630,000)		
<i>AD 2015-1 State Revolving Fund Loan Grant</i>			CCWTF Phase 1 - Reimbursable	9049
Measure R Highway Operational Improvements Funds	14,305,000		Capital Improvements	310
Measure R Highway Operational Improvements Funds	400,000		General Fund - Salaries and Benefits	3008
Grans Management - Miscellaneous Funds	120,000		General Fund - Salaries and Benefits	7054
Measure M Subregional Highway Fund	3,805,000		Westward Beach Road and Malibu Canyon Rd	9082 & 9087
<hr/>				
<i>State Revolving Fund Loan Wastewater</i>		(16,500,000)		
Capital Improvements	16,500,000		CCWTF Phase Two - Reimbursable	9075
<hr/>				
<i>Legacy Park Project Fund</i>		(60,000)		
Capital Improvements	60,000		Legacy Park Paver Repair	9096
<hr/>				
Totals	\$41,674,817	\$ (41,674,817)		

REVENUE SUMMARY BY FUND

Object	Description	2018-19 Actual	2019-20 Actual	2020-21 Adopted	2020-21 Projected	2021-22 Proposed
100 and 101 General Fund						
	Revenue From Property Taxes	13,658,762	14,279,651	14,200,000	14,290,680	14,700,000
	Revenue From Other Taxes	11,946,010	12,554,734	9,805,000	11,420,147	10,300,000
	Revenue From Licenses and Permits	2,838,871	3,931,476	2,649,000	3,382,143	2,923,000
	Revenue From Fines and Forfeitures	744,048	1,159,524	900,000	1,100,000	1,000,000
	Revenue From Other Governments	40,671	3,064,758	3,269,852	3,368,587	1,761,000
	Revenue From Service Charges	3,496,850	3,178,173	2,740,350	3,248,399	3,238,000
	Use of Money and Property	902,273	783,169	405,000	302,000	305,000
	Miscellaneous Revenue	1,662,409	1,095,489	760,500	771,350	373,500
	SCE Woolsey Fire Settlement	-	13,553,945	-	-	-
Total General Fund		\$ 35,289,894	\$ 53,600,919	\$ 34,729,702	\$ 37,883,305	\$ 34,600,500
105 Land Acquisition - COP/Grant						
	201 Gas Tax Fund	32,125,330	-	-	-	-
	202 Traffic Safety Fund	272,428	295,133	302,723	298,645	326,372
	203 Proposition A Fund	214,523	224,191	200,900	202,000	200,900
	204 Proposition C Fund	294,339	256,961	255,902	256,902	252,000
	205 Measure R Fund	218,030	214,812	212,605	213,605	212,000
	206 Air Quality Management Fund	164,260	161,013	159,970	160,970	157,000
	207 Solid Waste Management Fund	19,218	17,443	16,800	17,000	16,800
	208 Parkland Development Fund	153,325	142,980	143,200	148,150	143,200
	209 Quimby Fund	35,938	48,702	21,000	22,740	21,000
	211 COPS (Brulte) Grant Fund	107	88	100	35	35
	212 Measure M Fund	148,747	155,948	150,000	156,810	160,000
	213 Road Maintenance and Rehabilitation Fund	186,074	182,600	181,214	182,714	177,000
	214 Art in Public Places Fund	242,445	222,934	218,825	228,662	248,643
	215 Community Development Block Grant Fund	34,570	813	5,250	300	5,250
	218 Measure W Fund	16,068	18,844	69,750	69,750	22,750
	225 Grants Fund	-	-	390,100	379,722	380,100
	290 Big Rock Mesa LMD Fund	938,345	1,010,185	12,680,917	7,035,917	18,510,000
	291 Malibu Road LMD Fund	319,801	313,787	323,876	322,676	325,486
	292 Calle Del Barco LMD Fund	59,889	56,707	59,160	59,160	49,851
	516 Civic Center Water Treatment Facility Phase 1	54,893	54,365	72,323	72,223	82,318
	517 Civic Center Water Treatment Facility Phase 2	2,592,039	2,730,581	2,627,519	2,617,519	2,617,519
	712 Carbon Beach Undergrounding CFD Fund	500,000	1,088,212	2,000,000	1,520,000	17,100,000
	713 Broad Beach Assessment District	237,894	224,876	236,332	236,047	236,052
	715 Civic Center Water Treatment Facility AD	157,140	134,620	142,710	141,720	141,720
		2,623,334	-	-	-	-
Total Special Revenue Funds		\$ 41,608,737	\$ 7,555,795	\$ 20,471,176	\$ 14,343,267	\$ 41,385,996
500 Legacy Park Fund						
		2,045,197	1,823,832	1,799,934	1,793,889	1,689,067
Total Legacy Park Project Fund		\$ 2,045,197	\$ 1,823,832	\$ 1,799,934	\$ 1,793,889	\$ 1,689,067
515 CCWTF Fund						
		1,096,426	1,607,468	1,611,081	1,610,981	1,610,981
Total CCWTF Fund		\$ 1,096,426	\$ 1,607,468	\$ 1,611,081	\$ 1,610,981	\$ 1,610,981
601 Vehicle Fund						
		76,850	87,671	42,500	43,000	114,100
602 Information Technology Fund						
		553,777	564,411	473,100	473,500	632,100
Total Internal Service Funds		\$ 630,627	\$ 652,082	\$ 515,600	\$ 516,500	\$ 746,200
Total Revenue - All Funds		\$ 80,670,881	\$ 65,240,096	\$ 59,127,493	\$ 56,147,942	\$ 80,032,744

REVENUE DETAIL BY FUND

Object	Description	2018-19 Actual	2019-20 Actual	2020-21 Adopted	2020-21 Projected	2021-22 Proposed
100 and 101 General Fund						
3111	Current Year Secured Property Tax	11,148,066	11,673,506	11,600,000	11,600,000	11,900,000
3112	Current Year Unsecured Property Tax	434,144	434,248	425,000	425,000	425,000
3113	Homeowner's Exemption	62,639	60,830	60,000	60,000	60,000
3114	Prior Year Secured Property Tax	41	2,082	5,000	5,000	5,000
3115	Prior Year Unsecured Property Tax	12,526	13,773	10,000	10,000	10,000
3118	Property Tax In-Lieu	2,001,346	2,095,212	2,100,000	2,190,680	2,300,000
	Revenue From Property Taxes	\$ 13,658,762	\$ 14,279,651	\$ 14,200,000	\$ 14,290,680	\$ 14,700,000
3131	Documentary Transfer Tax	540,656	596,332	750,000	1,200,000	750,000
3132	Utility User's Tax	2,094,120	2,163,932	2,030,000	1,980,147	2,000,000
3133	Transient Occupancy Tax - Hotels and Motels	2,089,091	1,902,987	1,700,000	1,700,000	1,900,000
3133-01	Transient Occupancy Tax - Private Rentals	2,461,194	3,047,766	1,800,000	2,800,000	1,900,000
3134	Franchise Fees	665,677	662,911	650,000	650,000	650,000
3137	Sales and Use Tax	3,710,123	3,788,472	2,550,000	2,700,000	2,750,000
3138	Parking Tax	385,149	392,334	325,000	390,000	350,000
	Revenue From Other Taxes	\$ 11,946,010	\$ 12,554,734	\$ 9,805,000	\$ 11,420,147	\$ 10,300,000
3201	Alarm Permits	32,247	32,371	30,000	31,791	30,000
3202	Film Permits	389,323	349,891	225,000	386,300	300,000
3203	Building Permits	707,194	1,370,314	700,000	965,424	900,000
3203-01	Special Investigation Fees	14,446	6,564	7,500	5,923	6,500
3204	Wastewater Treatment System Permits	34,995	34,344	35,000	50,388	35,000
3205	Plumbing Permits	113,560	145,705	110,000	141,277	110,000
3207	Mechanical Permits	68,505	88,924	70,000	110,961	80,000
3208	Electrical Permit Fees	183,605	263,615	170,000	197,988	170,000
3209	Grading/Drainage Permit Fees	52,240	93,334	65,000	102,172	65,000
3210	Miscellaneous Permits	39,708	47,158	40,000	38,419	30,000
3418	OWTS Operating Permit Fees	255,814	357,908	320,000	400,000	320,000
3420	Parking Permits	1,535	1,701	1,500	1,500	1,500
3421	Planning Review Fees	945,699	1,139,647	875,000	950,000	875,000
	Revenue From Licenses and Permits	\$ 2,838,871	\$ 3,931,476	\$ 2,649,000	\$ 3,382,143	\$ 2,923,000
3250	Parking Citation Fines	744,048	1,159,524	900,000	1,100,000	1,000,000
	Revenue From Fines and Forfeitures	\$ 744,048	\$ 1,159,524	\$ 900,000	\$ 1,100,000	\$ 1,000,000
3314	State Mandated Cost Reimbursement	-	-	-	-	-
3316	Motor Vehicle In-Lieu Fees	6,219	10,008	5,000	5,000	5,000
3318	Street Sweeping Reimbursements	34,452	51,678	50,000	50,000	50,000
3321	COVID-19 Budget Act of 2020	-	-	163,104	163,104	-
3322	American Rescue Plan	-	-	1,100,000	1,100,000	-
3341	FEMA/OES Reimbursements	-	3,003,072	1,660,748	1,759,483	1,500,000
3373	Proposition A Recreation	-	-	85,000	85,000	-
3381	LA County EWMP Reimbursement	-	-	206,000	206,000	206,000
	Revenue From Other Governments	\$ 40,671	\$ 3,064,758	\$ 3,269,852	\$ 3,368,587	\$ 1,761,000
3408	Biology Review Fees	108,320	113,374	110,000	120,000	100,000
3409	Document Retention Fees	12,979	12,042	10,000	13,416	12,000
3410	Building Plan Check Fees	972,420	880,866	725,000	950,000	800,000
3410-01	Administrative Plan Check Processing Fee	34,168	32,376	30,000	40,000	35,000
3411	Inspector Plan Check Fees	125,049	77,296	75,000	125,000	100,000
3412	Geo Soils Engineering Fees	526,816	625,413	560,000	700,000	600,000
3413	Other Plan Check Fees	42,265	30,941	30,000	22,659	20,000
3414	Environmental Health Review Fees	341,404	380,380	355,000	350,000	350,000
3415	Grading/Drainage Plan Review Fees	31,004	24,953	25,000	8,123	25,000
3416	Code Enforcement Investigation Fees	43,369	40,404	40,000	55,000	50,000
3419	Credit Card Fees	35,964	36,629	60,000	80,000	80,000
3422	OWTS Practitioners Fees	3,157	21,726	23,000	3,227	23,000
3425	CA Building Standards Commission Fee	287	1,210	3,000	2,471	3,000
3427	Technology Enhancement Fee	11,923	19,528	70,000	90,000	80,000
3431	Public Works/Engineering Fees	368,353	352,899	250,000	300,000	300,000
3432	WQMP Fees	67,369	53,229	50,000	25,000	50,000
3433	Banner Hanging Fees	630	323	500	-	500
3434	TOT Registration Fees	500	1,025	500	433	-
3434-01	Short-Term Rental Permit Fee	-	-	58,800	75,000	90,000
3435	Administrative Permit Processing Fees	84,302	83,960	65,000	75,000	75,000
3436	Electric Vehicle Charger Fees	-	-	1,000	-	1,000
3441	Sale of Publications and Materials	2,579	510	2,000	-	2,000
3444	Returned Check Service Fees	385	388	500	372	500
3446	Vehicle Release Impound Fees	2,040	-	2,000	2,000	5,000
3447	Election Fees	1,058	-	20,000	2,419	-
3448	Subpoena Fees	350	5,650	5,000	1,229	5,000

REVENUE DETAIL BY FUND

Object	Description	2018-19 Actual	2019-20 Actual	2020-21 Adopted	2020-21 Projected	2021-22 Proposed
General Fund (Continued)						
3449	False Alarm Service Charge	16,881	16,917	15,000	11,113	10,000
3450	Residential Decals	1,175	3,675	3,000	3,853	2,000
3451	Passport Processing Fees	35,530	20,595	-	-	-
3461	Municipal Facility Use Fees	271,760	113,914	10,000	8,145	22,000
3464	Sports Program	66,085	40,202	34,500	32,000	42,000
3464-01	Girls Youth Sports	-	8,397	4,800	-	7,000
3466	Aquatics Program	121,674	93,134	80,000	121,621	156,000
3467	Day Camp	60,344	24,657	11,750	16,013	55,000
3468	Senior Adult Program	16,662	12,875	-	-	20,000
3469	Skate Park	-	-	-	-	7,000
3470	Recreation/Community Class Registration	80,019	46,923	10,000	14,304	100,000
3472	Special Events	10,029	1,762	-	-	10,000
Revenue From Service Charges		\$ 3,496,850	\$ 3,178,173	\$ 2,740,350	\$ 3,248,399	\$ 3,238,000
3501	Interest Earnings	873,692	766,907	400,000	300,000	300,000
3505	City Hall Use Fees	28,581	16,262	5,000	2,000	5,000
Use of Money and Property		\$ 902,273	\$ 783,169	\$ 405,000	\$ 302,000	\$ 305,000
3600	Proceeds From Grants	266,756	443,284	691,000	691,000	300,000
3602	Proposition A Transportation Funds Exchange	337,500	-	-	-	-
3901	Settlements	10,150	10,151	30,000	-	10,000
3902	Legal Fees	-	-	2,500	-	2,500
3904	TOT Private Rental Penalties	1,417	7,835	1,000	35,000	25,000
3905	Miscellaneous Reimbursements	29,774	24,040	25,000	40,000	25,000
3920	Donations	1,006,200	600,000	5,000	-	5,000
3940	Sale of Surplus Property	1,719	360	1,000	350	1,000
3943	Miscellaneous Revenue	8,893	9,819	5,000	5,000	5,000
Miscellaneous Revenue		\$ 1,662,409	\$ 1,095,489	\$ 760,500	\$ 771,350	\$ 373,500
Subtotal General Fund		\$ 35,289,894	\$ 40,046,974	\$ 34,729,702	\$ 37,883,305	\$ 34,600,500
3901-01	SCE Woolsey Fire Settlement	-	13,553,945	-	-	-
Woolsey Fire Settlement		\$ -	\$ 13,553,945	\$ -	\$ -	\$ -
Total General Fund		\$ 35,289,894	\$ 53,600,919	\$ 34,729,702	\$ 37,883,305	\$ 34,600,500
Special Revenue Funds						
105 Land Acquisition - COP/Grant						
3600	Land Acquisition - Grants	7,356,225	-	-	-	-
3950	Land Acquisition - COPs	24,769,105	-	-	-	-
Total Land Acquisition		\$ 32,125,330	\$ -	\$ -	\$ -	\$ -
201 Gas Tax Fund						
3315	Highway User's Fees	253,974	277,525	301,723	296,145	325,372
3318	Traffic Congestion Relief	14,216	14,216	-	-	-
3501	Interest Earning	4,238	3,392	1,000	2,500	1,000
Total Gas Tax Fund		\$ 272,428	\$ 295,133	\$ 302,723	\$ 298,645	\$ 326,372
202 Traffic Safety Fund						
3312	Fines & Forfeitures	211,573	221,458	200,000	200,000	200,000
3501	Interest Earnings	2,950	2,733	900	2,000	900
Total Traffic Safety Fund		\$ 214,523	\$ 224,191	\$ 200,900	\$ 202,000	\$ 200,900
203 Proposition A Fund						
3371	Prop A Funds	279,184	251,275	253,902	253,902	250,000
3501	Interest Earnings	15,155	5,686	2,000	3,000	2,000
Total Proposition A Fund		\$ 294,339	\$ 256,961	\$ 255,902	\$ 256,902	\$ 252,000
204 Proposition C Fund						
3372	Prop C Funds	212,187	208,433	210,605	210,605	210,000
3501	Interest Earnings	5,843	6,379	2,000	3,000	2,000
Total Proposition C Fund		\$ 218,030	\$ 214,812	\$ 212,605	\$ 213,605	\$ 212,000
205 Measure R Fund						
3374	Measure R Annual Allocation	159,186	156,101	157,970	157,970	155,000
3501	Interest Earnings	5,074	4,912	2,000	3,000	2,000
Total Measure R Fund		\$ 164,260	\$ 161,013	\$ 159,970	\$ 160,970	\$ 157,000

REVENUE DETAIL BY FUND

Object	Description	2018-19 Actual	2019-20 Actual	2020-21 Adopted	2020-21 Projected	2021-22 Proposed
Special Revenue Funds (Continued)						
206 Air Quality Management Fund						
3377	AQMD Funds	16,806	15,123	16,000	16,000	16,000
3501	Interest Earnings	2,412	2,320	800	1,000	800
	Total Air Quality Management Fund	\$ 19,218	\$ 17,443	\$ 16,800	\$ 17,000	\$ 16,800
207 Solid Waste Management Fund						
3311	Solid Waste Management Surcharge	131,397	124,055	120,000	120,000	120,000
3434	Recycling Fees	17,024	16,693	18,000	18,000	18,000
3501	Interest Earnings	684	126	200	150	200
3600	Grant Proceeds	4,220	2,106	5,000	10,000	5,000
	Total Solid Waste Management Fund	\$ 153,325	\$ 142,980	\$ 143,200	\$ 148,150	\$ 143,200
208 Parkland Development Fund						
3135	Parkland Development Fees	32,896	46,364	20,000	21,540	20,000
3501	Interest Earnings	3,042	2,338	1,000	1,200	1,000
	Total Parkland Development Fund	\$ 35,938	\$ 48,702	\$ 21,000	\$ 22,740	\$ 21,000
209 Quimby Fund						
3501	Interest Earnings	107	88	100	35	35
	Total Quimby Fund	\$ 107	\$ 88	\$ 100	\$ 35	\$ 35
211 COPS (Brulte) Grant Fund						
3600	Proceeds From Grants (Brulte)	148,747	155,948	150,000	156,810	160,000
	Total COPS (Brulte) Fund	\$ 148,747	\$ 155,948	\$ 150,000	\$ 156,810	\$ 160,000
212 Measure M Fund						
3375	Measure M Annual Allocation	179,221	175,780	179,214	179,214	175,000
3501	Interest Earnings	6,853	6,820	2,000	3,500	2,000
	Total Measure M Fund	\$ 186,074	\$ 182,600	\$ 181,214	\$ 182,714	\$ 177,000
213 Road Maintenance and Rehabilitation (RMRA) Fund						
3319	SB1 Annual Allocation	237,608	219,010	217,325	225,662	247,143
3501	Interest Earnings	4,837	3,924	1,500	3,000	1,500
	Total Road Maintenance & Rehabilitation Fund	\$ 242,445	\$ 222,934	\$ 218,825	\$ 228,662	\$ 248,643
214 Art in Public Places Fund						
3135	Art in Public Places Fees	34,570	-	5,000	-	5,000
3501	Interest Earnings	-	813	250	300	250
	Total Parkland Development Fund	\$ 34,570	\$ 813	\$ 5,250	\$ 300	\$ 5,250
215 Community Development Block Grant Fund						
3600	Proceeds From Grants	16,068	18,844	69,750	69,750	22,750
	Total Comm. Dev. Block Grant Fund	\$ 16,068	\$ 18,844	\$ 69,750	\$ 69,750	\$ 22,750
218 Measure W - LA County Stormwater Fund						
3379	Measure W Annual Allocation	-	-	390,000	379,622	380,000
3501	Interest Earnings	-	-	100	100	100
	Total Measure W - LA County Stormwater Fund	\$ -	\$ -	\$ 390,100	\$ 379,722	\$ 380,100
225 Grants Fund						
3376	TDA	-	-	-	-	-
3600	Proceeds From Grants	938,345	1,010,185	12,680,917	7,035,917	18,510,000
	Total Grants Fund	\$ 938,345	\$ 1,010,185	\$ 12,680,917	\$ 7,035,917	\$ 18,510,000
290 Big Rock LMD Fund						
3116	Big Rock Mesa Assessment	312,832	310,479	321,876	321,876	324,686
3501	Interest Earnings	6,969	3,308	2,000	800	800
	Total Big Rock LMD Fund	\$ 319,801	\$ 313,787	\$ 323,876	\$ 322,676	\$ 325,486
291 Malibu Road LMD Fund						
3116	Malibu Road Assessment	57,824	54,589	58,360	58,360	49,051
3501	Interest Earnings	2,065	2,118	800	800	800
	Total Malibu Road LMD Fund	\$ 59,889	\$ 56,707	\$ 59,160	\$ 59,160	\$ 49,851
292 Calle Del Barco LMD Fund						
3116	Calle Del Barco Assessment	52,268	52,226	71,523	71,523	81,618
3501	Interest Earnings	2,625	2,139	800	700	700
	Total Calle Del Barco LMD Fund	\$ 54,893	\$ 54,365	\$ 72,323	\$ 72,223	\$ 82,318

REVENUE DETAIL BY FUND

Object	Description	2018-19 Actual	2019-20 Actual	2020-21 Adopted	2020-21 Projected	2021-22 Proposed
Special Revenue Funds (Continued)						
516 Civic Center Water Treatment Facility AD						
3501	Interest Earnings	-	155,351	40,000	30,000	30,000
3915	Civic Center Water Treatment Facility AD	2,592,039	2,575,230	2,587,519	2,587,519	2,587,519
	Total Civic Ctr Water Treatment Facility AD	\$ 2,592,039	\$ 2,730,581	\$ 2,627,519	\$ 2,617,519	\$ 2,617,519
517 Civic Center Water Treatment Facility - Phase Two						
3501	Interest Earnings	-	58,212	-	20,000	-
3950	CCWTF - Phase Two Construction	-	-	-	-	16,500,000
2080	CCWTF - Phase Two Contributions	500,000	1,030,000	2,000,000	1,500,000	600,000
	Total Civic Ctr Water Treatment Facility CFD	\$ 500,000	\$ 1,088,212	\$ 2,000,000	\$ 1,520,000	\$ 17,100,000
712 Carbon Beach Undergrounding CFD						
3915	Carbon Beach Undergrounding Assessment	237,139	224,503	236,032	236,032	236,032
3501	Interest Earnings	755	373	300	15	20
	Total Carbon Beach Undergrounding CFD	\$ 237,894	\$ 224,876	\$ 236,332	\$ 236,047	\$ 236,052
713 Broad Beach Assessment District						
3915	Broad Beach Undergrounding Assessment	154,627	132,886	141,710	141,710	141,710
3501	Interest Earnings	2,513	1,734	1,000	10	10
	Total Broad Beach Undergrounding AD	\$ 157,140	\$ 134,620	\$ 142,710	\$ 141,720	\$ 141,720
715 Civic Center Water Treatment Facility AD - Construction						
3501	Interest Earnings	-	-	-	-	-
3600	SWRCB Grant	477,705	-	-	-	-
3950-01	Recycled Water Loan	1,145,799	-	-	-	-
3950-02	Water Loan	999,830	-	-	-	-
	Total Broad Beach Undergrounding AD	\$ 2,623,334	\$ -	\$ -	\$ -	\$ -
Total Special Revenue Funds		\$ 41,608,737	\$ 7,555,795	\$ 20,471,176	\$ 14,343,267	\$ 41,385,996
500 Legacy Park Project Fund						
3501	Interest Earnings	36,539	23,863	20,000	6,000	6,000
3505	Proceeds From Rent	1,582,656	1,513,064	1,511,684	1,519,639	1,538,067
3373	Prop A Recreation	292,795	100,523	123,250	123,250	-
3905	Miscellaneous Revenue	133,207	186,382	145,000	145,000	145,000
	Total Legacy Park Project Fund	\$ 2,045,197	\$ 1,823,832	\$ 1,799,934	\$ 1,793,889	\$ 1,689,067
Total Legacy Park Project Fund		\$ 2,045,197	\$ 1,823,832	\$ 1,799,934	\$ 1,793,889	\$ 1,689,067
515 Civic Center Wastewater Treatment Facility (CCWTF) Fund						
3501	Interest Earnings	-	-	100	-	-
3510	Sewer Services	1,087,918	1,610,929	1,610,981	1,610,981	1,610,981
3943	Miscellaneous Revenue	8,508	(3,461)	-	-	-
	Total CCWTF Fund	\$ 1,096,426	\$ 1,607,468	\$ 1,611,081	\$ 1,610,981	\$ 1,610,981
Total CCWTF Fund		\$ 1,096,426	\$ 1,607,468	\$ 1,611,081	\$ 1,610,981	\$ 1,610,981
Internal Service Funds						
601 Vehicle Fund						
3501	Interest Earnings	1,850	2,671	500	1,000	100
3951	Vehicle Charges	75,000	85,000	42,000	42,000	114,000
	Total Vehicle Fund	\$ 76,850	\$ 87,671	\$ 42,500	\$ 43,000	\$ 114,100
602 Information Technology Fund						
3501	Interest Earnings	277	911	100	500	100
3952	Information Technology Charges	553,500	563,500	473,000	473,000	632,000
	Total Information Technology Fund	\$ 553,777	\$ 564,411	\$ 473,100	\$ 473,500	\$ 632,100
Total Internal Service Funds		\$ 630,627	\$ 652,082	\$ 515,600	\$ 516,500	\$ 746,200
Total Revenue - All Funds		\$ 80,670,881	\$ 65,240,096	\$ 59,127,493	\$ 56,147,942	\$ 80,032,744

EXPENDITURE SUMMARY BY FUND

Fund	2018-19 Actual	2019-20 Actual	2020-21 Adopted	2020-21 Projected	2021-22 Proposed
General Fund	\$ 44,700,383	\$ 35,179,343	\$ 41,123,006	\$ 35,625,860	\$ 44,130,253
Special Revenue Funds					
Gas Tax Fund	285,000	100,000	425,000	425,000	225,000
Traffic Safety Fund	205,000	50,000	340,000	340,000	130,000
Proposition A Fund	100,272	164,489	207,000	74,923	203,000
Proposition C Fund	135,000	40,000	435,000	389,279	300,000
Measure R Fund	120,000	-	400,000	400,000	150,000
Air Quality Management Fund	-	813	15,000	15,000	-
Solid Waste Management Fund	159,223	148,498	163,602	139,560	150,060
Parkland Development In-Lieu Fund	49,450	-	75,000	75,000	-
Quimby Fund	-	-	-	-	-
COPS (Brulte) Fund	148,747	155,948	150,000	156,810	155,000
Measure M Fund	120,000	-	320,000	120,000	320,000
Road Maintenance and Rehabilitation Fund	225,000	-	245,000	245,000	245,000
Community Development Block Grant Fund	16,068	18,841	68,750	68,336	21,750
Measure W Fund	-	-	376,248	122,000	475,000
Grants Fund	1,288,810	2,211,905	14,765,917	9,120,917	18,510,000
Big Rock Mesa LMD Fund	392,270	360,305	397,467	362,115	386,780
Malibu Road LMD Fund	37,435	32,432	83,693	45,419	77,530
Calle Del Barco LMD Fund	49,350	54,464	65,193	50,767	62,530
Carbon Beach Undergrounding CFD Fund	224,971	224,818	235,001	191,821	227,946
Broad Beach Undergrounding AD	135,560	137,465	142,436	135,634	140,767
Land Acquisition	29,500,000	-	-	-	-
Civic Center Water Treatment Facility Phase One AD	3,514,340	2,463,276	2,480,963	4,642,564	2,320,862
Civic Center Water Treatment Facility Phase Two AD	-	-	-	-	16,500,000
Total Special Revenue Funds	\$ 36,706,496	\$ 6,163,254	\$ 21,391,270	\$ 17,120,144	\$ 40,601,225
Legacy Park Project Fund					
Legacy Park Project Fund	1,582,646	2,143,759	1,925,908	1,855,861	1,950,682
Legacy Park Project Fund	\$ 1,582,646	\$ 2,143,759	\$ 1,925,908	\$ 1,855,861	\$ 1,950,682
Civic Center Water Treatment Facility					
Civic Center Water Treatment Facility	1,201,608	1,829,620	1,962,325	1,818,882	1,967,500
Civic Center Water Treatment Facility	\$ 1,201,608	\$ 1,829,620	\$ 1,962,325	\$ 1,818,882	\$ 1,967,500
Internal Service Funds					
Vehicle Fund	81,843	212,417	227,000	211,439	84,000
Information Technology Fund	503,564	540,888	628,421	486,939	738,689
Total Internal Service Funds	\$ 585,407	\$ 753,305	\$ 855,421	\$ 698,378	\$ 822,689
Total All Funds	\$ 84,776,540	\$ 46,069,281	\$ 67,257,930	\$ 57,119,125	\$ 89,472,349

EXPENDITURE SUMMARY BY DEPARTMENT


Department	2018-19 Actual	2019-20 Actual	2020-21 Adopted	2020-21 Projected	2021-22 Proposed
General Fund					
Management and Administration					
7001 City Council	635,215	554,298	619,245	596,581	655,986
7002 Media Operations	392,067	358,546	515,265	437,288	569,761
7003 City Manager	656,515	519,304	684,800	576,457	695,784
7005 Legal Counsel	858,114	771,748	919,796	1,046,611	1,149,209
7007 City Clerk	364,794	344,173	482,022	418,271	610,220
7021-31 Public Safety	8,126,412	8,800,034	9,866,525	9,588,601	9,982,665
7054 Finance	1,233,936	1,124,289	1,081,051	1,099,603	1,335,856
7058 Human Resources	276,313	276,373	314,341	297,377	349,964
7059 Non-Departmental Services	2,186,981	2,331,364	2,291,693	2,151,018	2,691,892
9050 City Hall	636,834	670,950	891,526	721,179	920,142
9088 Land Acquisition	13,625,655	255,517	297,500	297,500	292,420
9050-74 Debt Service - City Hall and Trancas Field	1,506,650	2,099,750	2,648,050	2,603,613	3,190,001
Total Management and Administration	\$ 30,499,486	\$ 18,106,346	\$ 20,611,814	\$ 19,834,097	\$ 22,443,900
Community Services					
4001 General Recreation	641,173	648,211	687,115	566,173	758,957
4002 Aquatics	224,791	205,164	270,708	247,911	340,701
4004 Day Camp	69,769	62,080	83,772	33,677	96,897
4005 Skate Park	-	-	82,378	63,025	99,396
4006 Sports	106,240	87,959	121,287	36,667	107,680
4007 Community Classes	133,462	102,407	96,890	60,143	167,290
4008 Senior Adult Program	157,273	132,857	137,615	69,711	177,338
4010 Park Maintenance	798,362	949,162	1,132,011	902,216	1,112,273
4011 Special Events	115,105	128,275	120,045	86,068	143,817
4012 Cultural Arts	153,454	155,362	151,472	121,088	167,372
Total Community Services	\$ 2,399,629	\$ 2,471,477	\$ 2,883,293	\$ 2,186,678	\$ 3,171,721
Environmental Sustainability Department					
2004 Building Safety and Sustainability	2,326,501	2,206,883	2,030,996	1,729,340	2,424,483
2010 Wastewater Management	670,453	610,300	639,388	554,763	767,478
3003 Clean Water Program	518,324	585,494	1,390,430	1,302,684	878,696
3004 Solid Waste Management	-	-	50,000	50,000	75,000
Total Environmental Sustainability	\$ 3,515,278	\$ 3,402,677	\$ 4,110,814	\$ 3,636,787	\$ 4,145,657
Planning Department					
2001 Planning	2,329,694	2,574,810	2,497,026	2,404,763	2,830,499
2012 Code Enforcement	322,767	350,142	366,909	323,695	623,925
Total Planning Department	\$ 2,652,461	\$ 2,924,952	\$ 2,863,935	\$ 2,728,457	\$ 3,454,424
Public Works					
3001 Street Maintenance	805,861	1,442,652	488,929	482,595	1,295,779
3005 Fleet Operations	-	-	-	-	140,000
3007 City Facilities	8,497	75,100	106,000	93,592	201,100
3008 Public Works	702,608	918,352	807,184	729,913	1,296,836
Total Public Works	\$ 1,516,966	\$ 2,436,104	\$ 1,402,113	\$ 1,306,100	\$ 3,290,234
Disaster Response					
3002 Fire Rebuilds and Storm Response	3,373,455	3,074,073	3,140,105	2,691,781	2,099,000
3002-19 COVID-19 Response	-	815,258	284,000	710,320	240,500
Total Disaster Response	\$ 3,373,455	\$ 3,889,331	\$ 3,424,105	\$ 3,402,101	\$ 2,339,500
Total General Fund	\$ 43,957,275	\$ 33,230,887	\$ 35,296,074	\$ 33,094,221	\$ 38,845,436

EXPENDITURE SUMMARY BY DEPARTMENT

Department		2018-19 Actual	2019-20 Actual	2020-21 Adopted	2020-21 Projected	2021-22 Proposed
Special Revenue Funds						
3001	Street Maintenance	460,000	190,000	1,200,000	1,200,000	570,000
3007	Stormwater Treatment Facilities	-	-	100,000	100,000	75,000
3004	Solid Waste Management	144,223	148,498	163,602	139,560	150,060
3008	Public Works	345,000	300,000	465,000	465,000	400,000
3009	Transportation Services	100,272	164,489	207,000	74,923	203,000
4010	Park Maintenance	-	-	75,000	75,000	-
6002	Big Rock Mesa LMD	392,270	360,305	397,467	362,115	386,780
6003	Malibu Road LMD	37,435	32,432	83,693	45,419	77,530
6004	Calle Del Barco LMD	49,350	54,464	65,193	50,767	62,530
9048	Carbon Beach Undergrounding CFD	224,971	224,818	235,001	191,821	227,946
9052	Broad Beach Undergrounding AD	135,560	137,465	142,436	135,634	140,767
9049	Civic Center Wastewater Treatment AD	3,514,340	2,463,276	2,480,963	4,642,564	2,320,862
9088	Land Acquisition	29,500,000	-	-	-	-
7031	Public Safety	148,747	155,948	150,000	156,810	155,000
7070	Community Development Block Grant (CDBG)	16,068	18,841	68,750	68,336	21,750
Total Special Revenue Funds		\$ 35,068,236	\$ 4,250,536	\$ 5,834,105	\$ 7,707,948	\$ 4,791,225
Capital Project Funds						
9002	Annual Street Overlay	670,779	-	600,000	554,279	600,000
9058	PCH Intersection Improvements	152,213	198,322	-	-	-
9059	PCH Median Improvements	205,325	383,318	3,000,000	1,200,000	4,250,000
9061	Civic Center Way Improvements	190,994	54,950	4,505,917	4,505,917	-
9065	Malibu Community Labor Exchange Trailer	-	-	-	-	-
9066	PCH Signal Synchronization System Improvements	440,278	423,912	1,200,000	1,000,000	9,805,000
9070	Civic Center Stormwater Diversion Structure	28,806	13,151	100,000	5,000	100,000
9072	Marie Canyon Green Streets	23,752	-	276,248	22,000	400,000
9073	Stormdrain Trash Screens	-	-	35,000	35,000	-
9075	CCWTF - Phase Two	-	851,403	2,000,000	2,000,000	16,500,000
9078	City Hall Solar Power Project	149,058	-	-	-	-
9079	City Hall Roof Project	8,248	187	289,530	289,530	-
9081	CCWTF Lateral Connections Improvements	150,000	150,000	-	-	-
9082	Westward Beach Road Improvements	75,960	17,315	3,875,000	30,000	3,845,000
9083	Heathercliff Road Safety Improvements	18,315	-	-	-	-
9084	Electric Vehicle Charging Stations	1,720	813	15,000	15,000	-
9085	Anchor Sculpture Base	49,450	-	-	-	-
9089	Temporary Skate Park	-	586,933	150,000	595	-
9090	Permanent Skate Park	-	-	55,000	55,000	357,472
9091	Civic Center Way Stormdrain Repair	-	158,496	-	-	-
9092	Bluffs Park Workout Stations	-	-	40,000	40,000	-
9093	Bluff Park Shade Structure	-	-	45,000	45,000	-
9094	Vehicle Protection Devices - City Properties	-	-	100,000	-	100,000
9095	Malibu Slope Repairs	-	-	-	-	-
9096	Legacy Park Paver Repair	-	-	-	-	60,000
9097	Malibu Bluffs Park South Walkway	-	-	-	-	150,000
9098	Trancas Canyon Park Playground Resurfacing	-	-	-	-	75,000
9099	PCH Overhead Warning Signs	-	-	-	-	160,000
9100	PCH at Trancas Canyon Road Right Turn Lane	-	-	-	-	250,000
Disaster Capital Improvement Projects						
9200	Woolsey Fire & Storm Response Capital Projects	245,276	1,022,374	5,132,402	2,181,514	4,502,345
Total Capital Project Funds		\$ 2,410,174	\$ 3,861,174	\$ 21,419,097	\$ 11,978,835	\$ 41,154,817

EXPENDITURE SUMMARY BY DEPARTMENT

Department	2018-19 Actual	2019-20 Actual	2020-21 Adopted	2020-21 Projected	2021-22 Proposed
Legacy Park Fund					
3003 Clean Water Program	250,000	200,000	-	-	-
3007 Stormwater Treatment Facilities	215,000	100,000	-	-	-
7004 Legacy Park Debt Service	534,551	1,124,551	1,093,500	1,093,500	1,093,838
7008 Legacy Park Operations	554,289	719,208	797,408	727,361	796,844
Total Legacy Park Project Fund	\$ 1,553,840	\$ 2,143,759	\$ 1,890,908	\$ 1,820,861	\$ 1,890,682
Civic Center Water Treatment Facility (CCWTF) Fund					
3010 Civic Center Water Treatment Facility	1,201,608	1,829,620	1,962,325	1,818,882	1,967,500
Total CCWTF Fund	\$ 1,201,608	\$ 1,829,620	\$ 1,962,325	\$ 1,818,882	\$ 1,967,500
Internal Service Funds					
601 Vehicle Fund	81,843	212,417	227,000	211,439	84,000
602 Information Systems Fund	503,564	540,888	628,421	486,939	738,689
Total Internal Service Funds	\$ 585,407	\$ 753,305	\$ 855,421	\$ 698,378	\$ 822,689
Total All Funds	\$ 84,776,540	\$ 46,069,281	\$ 67,257,930	\$ 57,119,125	\$ 89,472,349



DISASTER RESPONSE

Department Expenditures by Program

Department	Program	2018-19 Actual	2019-20 Actual	2020-21 Adopted	2020-21 Projected	2021-22 Proposed
3002	Woolsey Fire & Storm Response	3,373,455	3,074,073	3,140,105	2,691,781	2,099,000
3002-19	COVID-19 Response	-	815,258	284,000	710,320	240,500
9200	Disaster Capital Improvement Projects	245,276	1,022,374	5,132,402	2,181,514	4,502,345
Total		\$ 3,618,731	\$ 4,911,705	\$ 8,556,507	\$ 5,583,615	\$ 6,841,845

WOOLSEY FIRE AND STORM RESPONSE OPERATIONS

The Fiscal Year 2021-2022 Budget includes expenditures to address the ongoing operational costs spanning multiple departments to address recovery and rebuilding efforts as a result of the Woolsey Fire. These costs include various professional services, including contract planners, inspectors, plan checking, and other services. Temporary office staff have been hired to help with the high volume of document research and public records requests. Advertising, website and printing costs have been included to make sure that all the necessary information is being communicated extensively with the community.

Based on the increased storm response needed in Fiscal Year 2018-2019 to safeguard the burned areas of the City and the estimated time it takes for burn scarred hillsides to stabilize, additional funding has been added to cover projected costs for Fiscal Year 2021-2022.

Staffing	2019-20 Actual	2020-21 Budget	2021-22 Proposed
Environmental Sustainability:			
ESD Director/Building Official	0.00	0.50	0.00
Sr. Building Inspector	0.00	1.00	0.00
Environmental Health Administrator	0.00	0.50	0.00
Sr. Permit Services Technician	0.00	1.00	0.00
Planning:			
Planning Director	0.00	0.50	0.00
Assistant Planning Director	0.00	0.50	0.00
Planning Technician	0.00	1.00	0.00
Public Works:			
Assistant Public Works Director	0.00	0.50	0.00
Assistant Civil Engineer	0.00	1.00	0.00
Total	0.00	6.50	0.00

EXPENDITURE DETAIL

Fund 100 - General Fund

Fund 102 - FEMA

Program 3002 - Woolsey Fire/Storm Response

		2018-19	2019-20	2020-21	2020-21	2021-22
Object	Description	Actual	Actual	Adopted	Projected	Proposed
4101	Full-Time Salaries	165,461	22,420	721,224	651,179	-
4102	Part-Time Salaries	2,033	-	-	-	-
4104	Overtime	65,486	-	-	28,340	-
4201	Retirement	23,534	76,989	99,427	95,056	-
4202	Health Insurance	38	74,596	98,276	92,778	-
4203	Vision Insurance	1	981	1,378	1,234	-
4204	Dental Insurance	3	6,005	8,104	7,407	-
4205	Life Insurance	1	982	1,043	1,082	-
4208	Deferred Compensation	905	5,746	3,000	5,520	-
4209	Disability Insurance	1,586	5,021	5,399	6,020	-
4210	Other	5,619	13,568	23,754	12,523	-
Total Salaries & Benefits		\$ 264,667	\$ 206,308	\$ 961,605	\$ 901,139	\$ -
5100	Professional Services	200,040	15,520	10,000	7,681	10,000
5100-01	Coastal Dev. Permit Services	-	26,618	25,000	25,445	25,000
5100-02	Planning - Fire Rebuilds	200,089	580,371	300,000	216,833	250,000
5100-03	ESD - Fire Rebuilds	286,931	1,739,888	1,400,000	1,381,527	1,500,000
5100-04	Public Works - Fire Rebuilds	12,875	105,267	245,000	144,337	255,000
5107	Contract Personnel	3,446	46,352	20,000	-	-
5120	Street Maintenance	253,551	25,744	-	-	-
5120-01	Debris Removal	664,206	-	-	-	-
5123	Storm Response	1,092,438	255,466	100,000	9,644	50,000
5126	Wall/Sidewalk Maintenance	104,576	-	-	-	-
5200	Tree Maintenance	27,255	11,225	-	-	-
5210	Service Fees & Charges	-	97	7,500	-	-
5300	Travel & Training	16,654	-	-	-	-
5401	Advertising & Noticing	46,235	5,242	10,000	987	2,500
5405	Printing	-	-	10,000	947	2,500
5725	Trash Pickup/Recycling	-	-	-	-	-
6160	Operating Supplies	123,264	55,325	50,000	2,273	3,000
6160-01	Emergency Supplies During Fire	75,883	-	-	-	-
6165	Website Services	-	650	1,000	967	1,000
6500	Motor Fuels	1,345	-	-	-	-
Total Operating & Maintenance		\$ 3,108,788	\$ 2,867,765	\$ 2,178,500	\$ 1,790,641	\$ 2,099,000
Total Expenditures		\$ 3,373,455	\$ 3,074,073	\$ 3,140,105	\$ 2,691,781	\$ 2,099,000
Source of Funds						
SCE Woolsey Fire Settlement Fund		3,373,455	3,074,073	3,140,105	2,691,781	-
General Fund (100)		-	-	-	-	2,099,000
General Fund (FEMA) 102		-	-	-	-	-
Total Source of Funds		\$ 3,373,455	\$ 3,074,073	\$ 3,140,105	\$ 2,691,781	\$ 2,099,000

COVID-19 PANDEMIC

On March 4, 2020, California Governor Gavin Newsom declared a State of Emergency in response to the increased spread of COVID-19. Additionally, on March 4, 2020, the Los Angeles County Board of Supervisors and the Department of Public Health declared a local and public health emergency in response to increased spread of COVID-19 across the country and in Los Angeles County. The City of Malibu's Emergency Operations Center (EOC) was activated on March 13. On March 16, the City Council adopted Resolution No. 20-14 ratifying the City's Emergency Services Director's Proclamation of Existence of a Local Emergency issued on March 14, 2020. The President of the United States declared a major disaster for California for the COVID-19 pandemic on March 22, 2020.

The Fiscal Year 2021-2022 Budget includes expenditures to address the ongoing operational costs of the City's response to the COVID-19 pandemic. These costs include overtime for eligible staff who are helping to support the City's EOC functions, cloud commuting services to support the City's virtual EOC functions, operating supplies, and meals for EOC staff and volunteers. Advertising and printing costs have also been included to make sure that necessary information is being communicated extensively with the community.

EXPENDITURE DETAIL

Fund 100 - General Fund

Fund 102 - FEMA

Program 3002-19 - COVID-19 Response

Object	Description	2018-19 Actual	2019-20 Actual	2020-21 Adopted	2020-21 Projected	2021-22 Proposed
4101	Full-Time Salaries	-	558,798	-	267,094	-
4102	Part-Time Salaries	-	9,308	-	5,415	-
4104	Overtime	-	18,306	30,000	4,727	10,000
4201	Retirement	-	-	-	39,361	-
4202	Health Insurance	-	-	-	37,970	-
4203	Vision Insurance	-	-	-	500	-
4204	Dental Insurance	-	-	-	3,006	-
4205	Life Insurance	-	-	-	441	-
4208	Deferred Compensation	-	-	-	2,364	-
4209	Disability Insurance	-	-	-	2,469	-
4210	Other	-	-	-	5,226	-
Total Salaries & Benefits		\$ -	\$ 586,412	\$ 30,000	\$ 368,571	\$ 10,000
5100	Professional Services	-	111,749	20,000	181,452	100,000
5300	Transport/Hotels/Meals	-	4,428	2,000	2,000	500
5401	Advertising & Noticing	-	5,382	20,000	20,000	20,000
5405	Printing	-	-	12,000	12,000	10,000
6160	Operating Supplies	-	107,287	200,000	126,297	100,000
Total Operating & Maintenance		\$ -	\$ 228,846	\$ 254,000	\$ 341,749	\$ 230,500
Total Expenditures		\$ -	\$ 815,258	\$ 284,000	\$ 710,320	\$ 240,500
Source of Funds						
General Fund 100		-	568,106	-	-	-
General Fund (FEMA) 102		-	247,152	284,000	346,476	-
General Fund (American Rescue Plan) 102		-	-	-	363,844	240,500
Total Source of Funds		\$ -	\$ 815,258	\$ 284,000	\$ 710,320	\$ 240,500

DISASTER RECOVERY CAPITAL IMPROVEMENT PROJECTS

CORRAL CANYON ROAD CULVERT REPAIRS (9202)

This project is located several hundred feet up Corral Canyon Road where there is a new depression in the pavement surface that was discovered after the Woolsey Fire. The pipe was damaged or partially collapsed. The project included replacing the culvert and drainage inlet and repairing the pavement. This project was completed in Fiscal Year 2019-2020.

CITYWIDE GUARDRAIL REPLACEMENT (9203)

This project consists of replacing all damaged guardrails throughout the City caused by the Woolsey Fire on Encinal Canyon Road, Birdview Avenue, Wildlife Road, Latigo Canyon Road, Corral Canyon Road, and Kanan Dume Road. The design, permitting, bidding and construction of this project was coordinated with the County since they have similar projects in the area. This project was completed in Fiscal Year 2020-2021.

CLOVER HEIGHTS STORM DRAIN IMPROVEMENTS (9204)

After the Woolsey Fire, the City experienced heavy rains in 2019 causing damage to the drainage system on Clover Heights. The City received grant funding through the FEMA Hazard Mitigation Grant Program for design and construction to install a new storm drain line on Clover Heights.

CORAL CANYON ROAD STABILIZATION PROJECT (9205)

The project consists of removing a damaged metal pipe, replacing it with a reinforced concrete pipe, and installing a rock slope protection system outlet on Corral Canyon Road.

LATIGO CANYON ROAD ROADWAY/RETAINING WALL IMPROVEMENTS (9207)

This project consists of repairing the roadway and existing timber retaining walls on Latigo Canyon Road that were damaged from the Woolsey Fire. The City will manage the design, permitting, bidding, and construction phase of the project.

TRANCAS CANYON PARK IMPROVEMENTS (9209)

This project consists of repairing the damaged planting and irrigation system that was destroyed by the Woolsey Fire. The project also includes the repair of the septic system equipment in Trancas Canyon Park. The City will manage the design, permitting, bidding, and construction phase of the project.

TRANCAS CANYON PARK SLOPE IMPROVEMENTS (9210)

The project consists of repairing the existing slope east of Trancas Canyon Park. The Woolsey Fire damaged the slope causing stability issues from soil and rock erosion and damaged concrete benching. The City will manage the design, permitting, bidding, and construction phase of the project.

BIRDVIEW AVENUE IMPROVEMENTS (9211)

This project consists of repairs to roadway embankment cut slopes located on Birdview Avenue that have eroded due to severe storm events after the Woolsey Fire that caused mud, debris, and rock flow within the adjacent street.

BROAD BEACH ROAD WATER QUALITY IMPROVEMENTS (9212)

The City owns over 800 feet of permeable pavers, landscaping and underground biofiltration devices on Broad Beach Road that were damaged by silts, mud and debris caused by storms in 2019. These items are permanent best management devices required to comply with the City's MS4 NPDES Stormwater Water Quality Permit. This project consists of repairing the permeable pavers, replacing media material in the biofilters, and replacing damaged landscaping.

ENCINAL CANYON ROAD DRAINAGE IMPROVEMENTS (9213)

This project is located on Encinal Canyon Road where minor erosion areas were discovered after the severe storm events. This project will consist of repairing the minor erosion areas and damaged storm drain lines.

MALIBU ROAD SLOPE REPAIRS (9215)

The existing slope adjacent to the beach access stairs at 24712 Malibu Road has eroded and has caused damaged to Malibu Road. This project will repair the existing slope and repair the pavement to Malibu Road.

WESTWARD BEACH ROAD SHOULDER REPAIRS (9216)

This project consists of repairing the shoulder on Westward Beach Road that was damaged during the rainy season 2019 following the Woolsey Fire.

CHARMLEE PARK DEBRIS REMOVAL (9217)

This project is located at Charmlee Park where large amounts of debris as well as damaged trees were removed from the site. This project was completed in Fiscal Year 2019-2020.

CHARMLEE PARK PERMANENT WORK (9218)

Charmlee Park sustained substantial damage during the Woolsey Fire, so staff has coordinated with FEMA to address the repairs. There was damage to the buildings, picnic areas and trails. This project will be completed in Fiscal Year 2020-2021.

OUTDOOR WARNING SIRENS (9219)

An Emergency Warning Siren system will improve the City's ability to alert the community by providing mechanisms to alert residents in areas without power and those who live in neighborhoods with poor cell service. Phase One of the project included a sound study to determine the optimal number and locations of individual sirens, power and infrastructure requirements, and siren sound range. The City has been awarded a FEMA Hazard Mitigation grant to fund the design, engineering and environmental compliance needed for a shovel ready project. Phase Two of the Emergency Warning Sirens project will be implementation of the design plan, including purchasing, installing, and testing the sirens. The City will apply for future grant funding for this phase of the project.

MALIBU PARK STORM DRAIN IMPROVEMENTS (9220)

Multiple storm drains throughout the Malibu Park Area and on Birdview Avenue have sustained substantial damages. These damages are due to the recent rainy seasons and associated mud and debris caused by the lack of vegetation from the Woolsey Fire aftermath. These damages occurred during the 2019 rainy season that brought heavy debris and localized flooding from the surrounding burned areas. The drainage structures, slopes and roadways will be repaired within the identified project locations.

EXPENDITURE DETAIL

Fund 102 - Woolsey Fire & Storm Response Capital Improvement Projects

Object	Description	2018-19 Actual	2019-20 Actual	2020-21 Adopted	2020-21 Projected	2021-22 Proposed
9202	Corral Canyon Culvert Improvements	-	18,354	-	-	-
<i>Source of Funds</i>						
	General Fund SCE Woolsey Fire Settlement	-	-	-	-	-
	FEMA	-	18,354	-	-	-
	Cal OES	-	-	-	-	-
9203	Citywide Guardrail Replacement	244,631	847,922	1,788,578	1,788,578	-
<i>Source of Funds</i>						
	General Fund SCE Woolsey Fire Settlement	15,289	39,062	57,630	57,630	-
	FEMA	183,473	649,875	691,559	691,559	-
	Cal OES	45,868	158,985	172,890	172,890	-
	CalJPIA Reimbursement	-	-	866,500	866,500	-
9204	Clover Heights Storm Drain Improvements	-	-	-	-	100,000
<i>Source of Funds</i>						
	General Fund SCE Woolsey Fire Settlement	-	-	-	-	25,000
	HMGP Program	-	-	-	-	75,000
9205	Corral Canyon Road Roadway/Retaining Wall	-	-	-	-	500,000
<i>Source of Funds</i>						
	General Fund SCE Woolsey Fire Settlement	-	-	-	-	125,000
	Cal OES	-	-	-	-	375,000
9207	Latigo Canyon Road Roadway/Retaining Wall	-	30,764	617,824	12,936	607,824
<i>Source of Funds</i>						
	General Fund SCE Woolsey Fire Settlement	-	1,923	38,614	12,936	28,614
	FEMA	-	23,073	463,368	-	463,368
	Cal OES	-	5,768	115,842	-	115,842
9209	Trancas Canyon Park Improvements	-	5,152	231,000	-	231,000
<i>Source of Funds</i>						
	CalJPIA Reimbursement	-	5,152	231,000	-	231,000
9210	Trancas Canyon Park Slope Improvements	645	8,645	600,000	40,000	560,000
<i>Source of Funds</i>						
	General Fund SCE Woolsey Fire Settlement	40	-	-	-	-
	FEMA	484	-	-	-	-
	Cal OES	121	-	-	-	-
	CalJPIA Reimbursement	-	8,645	600,000	40,000	560,000
9211	Birdview Avenue Improvements	-	-	25,000	-	25,000
<i>Source of Funds</i>						
	Cal OES	-	-	18,750	-	18,750
	General Fund SCE Woolsey Fire Settlement	-	-	6,250	-	6,250
9212	Broad Beach Road Water Quality Improvements	-	-	500,000	40,000	538,521
<i>Source of Funds</i>						
	CalJPIA Reimbursement	-	-	500,000	40,000	538,521
9213	Encinal Canyon Road Drainage Improvements	-	-	500,000	-	500,000
<i>Source of Funds</i>						
	Cal OES	-	-	375,000	-	375,000
	General Fund SCE Woolsey Fire Settlement	-	-	125,000	-	125,000

EXPENDITURE DETAIL

Fund 102 - Woolsey Fire & Storm Response Capital Improvement Projects

Object	Description	2018-19 Actual	2019-20 Actual	2020-21 Adopted	2020-21 Projected	2021-22 Proposed
9215	Malibu Road Drainage Repairs	-	-	-	-	40,000
<i>Source of Funds</i>						
	Cal OES	-	-	-	-	30,000
	General Fund SCE Woolsey Fire Settlement	-	-	-	-	10,000
9216	Westward Beach Road Shoulder Repairs	-	-	-	-	500,000
<i>Source of Funds</i>						
	Cal OES	-	-	-	-	375,000
	General Fund SCE Woolsey Fire Settlement	-	-	-	-	125,000
9217	Charmlee Park Debris Removal	-	69,194	-	-	-
<i>Source of Funds</i>						
	FEMA	-	51,896	-	-	-
	Cal OES	-	12,974	-	-	-
	General Fund SCE Woolsey Fire Settlement	-	4,324	-	-	-
9218	Charmlee Park Permanent Work	-	42,343	200,000	200,000	-
<i>Source of Funds</i>						
	FEMA	-	23,735	-	-	-
	Cal OES	-	5,934	-	-	-
	General Fund SCE Woolsey Fire Settlement	-	12,674	200,000	200,000	-
9219	Outdoor Warning Sirens - Design	-	-	70,000	-	400,000
<i>Source of Funds</i>						
	HMPG Funds	-	-	52,500	-	300,000
	General Fund SCE Woolsey Fire Settlement	-	-	17,500	-	100,000
9220	Malibu Park Storm Drain Improvements	-	-	600,000	100,000	500,000
<i>Source of Funds</i>						
	General Fund SCE Woolsey Fire Settlement	-	-	600,000	100,000	500,000

Total Expenditures	\$ 245,276	\$ 1,022,374	\$ 5,132,402	\$ 2,181,514	\$ 4,502,345
---------------------------	-------------------	---------------------	---------------------	---------------------	---------------------

Source of Funds

General Fund SCE Woolsey Fire Settlement	15,330	57,983	1,044,994	370,566	1,044,864
Cal OES - Storm Response State Share	-	-	393,750	-	798,750
Cal OES - Woolsey Fire Response State Share	45,989	183,661	288,732	172,890	490,842
FEMA - Woolsey Fire Federal Share	183,957	766,933	1,154,927	691,559	463,368
Hazard Mitigation Program Grant	-	-	52,500	-	375,000
CalJPIA Reimbursement	-	13,797	2,197,500	946,500	1,329,521

Total Source of Funds	\$ 245,276	\$ 1,022,374	\$ 5,132,402	\$ 2,181,514	\$ 4,502,345
------------------------------	-------------------	---------------------	---------------------	---------------------	---------------------

MANAGEMENT AND ADMINISTRATIVE SERVICES

Department Expenditures by Program

Department	Program	2018-19 Actual	2019-20 Actual	2020-21 Budgeted	2020-21 Projected	2021-22 Proposed
7001	City Council	635,215	554,298	619,245	596,581	655,986
7002	Media Operations	392,067	358,546	515,265	437,288	569,761
7003	City Manager	656,515	519,304	684,800	576,457	695,784
7005	Legal Counsel	858,114	771,748	919,796	1,046,611	1,149,209
7007	City Clerk	364,794	344,173	482,022	418,271	610,220
7021-31	Public Safety	8,275,159	8,955,982	10,016,525	9,745,411	10,137,665
7054	Finance	1,233,936	1,124,289	1,081,051	1,099,603	1,455,856
7058	Human Resources	276,313	276,373	314,341	297,377	349,964
7059	Non-Departmental	2,186,981	2,331,364	2,291,693	2,151,018	2,691,892
7060	Information Systems	503,564	540,888	628,421	486,939	738,689
7070	Community Development Block Grant	16,068	18,841	68,750	68,336	21,750
9050	City Hall	636,834	670,950	891,526	721,179	920,142
9048	Carbon Beach Undergrounding	224,971	224,818	235,001	191,821	227,946
9052	Broad Beach Undergrounding	135,560	137,465	142,436	135,634	140,767
9049	Civic Center Wastewater Treatment Fac	3,514,340	2,463,276	2,480,963	4,642,564	2,320,862
9088	Land Acquisition	43,125,655	255,517	297,500	297,500	292,420
Multiple	Debt Service	2,041,201	3,224,301	3,741,550	3,697,113	4,283,839
Total		\$ 65,077,287	\$ 22,772,133	\$ 25,410,885	\$ 26,609,702	\$ 27,262,752

CITY COUNCIL

The City of Malibu is a general law city and operates under the Council-Manager form of government. The five-member City Council is elected at-large to serve four-year terms. The Mayor's office is rotated among all Councilmembers. As elected officials, the City Councilmembers represent the citizens of Malibu in the governing process and act on their behalf with regard to regional and local issues, as well as state and federal legislation.

The City Council is the legislative authority and sets the policies under which the City operates. Duties of the City Council include enacting legislation, such as local laws and ordinances, approving City programs, adopting the City's budget and appropriating the funds necessary to provide service to the City's residents, businesses and visitors. The City Council provides leadership through policy development regarding the current practices and future direction of the City.

The City Council convenes regular meetings on the second and fourth Mondays of each month and holds occasional special meetings. The City Council appoints the City Manager, City Attorney and City Treasurer, as well as the members of the City's Boards, Commissions and Committees.

In Fiscal Year 2021-2022, the City Council's budget contains \$150,000 for legislative consulting services. The Community Grants line item is budgeted at \$150,000 for the General Fund Grants program awarded by the City Council to non-profit community groups providing services for the benefit of Malibu residents.

The Council's travel and training budget of \$20,000 consists of \$5,000 for the Mayor and \$3,750 for each of the four Councilmembers. The Events budget covers expenses related to City Council events including the Council reorganization, ribbon cuttings and the holiday open house. The City Council events budget has been increased from \$6,000 to \$10,000 for Fiscal Year 2021-2022 in anticipation of the easing of COVID restrictions in the second half of the year.

The Memberships and Dues budget includes costs related to the City's membership in the Las Virgenes-Malibu Council of Governments (COG), the League of California Cities, the California Contract Cities Association, the Southern California Association of Governments (SCAG), the National League of Cities, Sister Cities International, the California Coastal Coalition and the National Organization to insure a sound-controlled environment (NOISE).

The Professional Services budget includes \$150,000 for services related to School District Separation in Fiscal Year 2021-2022.

EXPENDITURE DETAIL

Fund 100 - General

Program 7001 - City Council

Object	Description	2018-19 Actual	2019-20 Actual	2020-21 Adopted	2020-21 Projected	2021-22 Proposed
4102	Part-Time Salaries	33,941	33,941	33,941	33,941	33,941
4201	Retirement	4,479	9,540	4,149	3,367	2,099
4202	Health Insurance	56,852	51,298	53,157	60,244	60,816
4203	Vision Insurance	986	871	870	873	942
4204	Dental Insurance	6,042	5,211	5,211	5,143	5,670
4205	Life Insurance	702	668	668	688	712
4209	Disability Insurance	312	316	333	316	316
4210	Other	613	1,063	991	632	991
Total Salaries & Benefits		\$ 103,927	\$ 102,908	\$ 99,320	\$ 105,204	\$ 105,486
5100	Professional Services	79,706	44,149	125,850	125,850	150,000
5104	Legislative Services	150,000	150,000	150,000	150,000	150,000
5300	Travel & Training	30,157	10,657	20,000	1,527	20,000
5330	Dues & Memberships	36,388	39,011	38,000	38,000	38,000
5721	Cellular Data	126	-	1,075	-	-
5930	Community Grants	89,500	81,000	50,000	50,000	150,000
5930.01	Comm Grants - Boys & Girls Club	100,000	75,000	100,000	100,000	-
6160	Operating Supplies	2,447	204	1,500	1,500	5,000
6170	Events	20,464	28,869	6,000	2,000	10,000
6201	Community Rewards	-	-	5,000	-	5,000
Total Operating & Maintenance		\$ 508,788	\$ 428,890	\$ 497,425	\$ 468,877	\$ 528,000
8500	Information Systems Allocation	22,500	22,500	22,500	22,500	22,500
Total Internal Service Charges		\$ 22,500	\$ 22,500	\$ 22,500	\$ 22,500	\$ 22,500
Total Expenditures		\$ 635,215	\$ 554,298	\$ 619,245	\$ 596,581	\$ 655,986
Source of Funds						
General Fund 100		635,215	554,298	619,245	596,581	655,986
Total Source of Funds		\$ 635,215	\$ 554,298	\$ 619,245	\$ 596,581	\$ 655,986

MEDIA OPERATIONS

Media Operations is responsible for the management and development of the City's communications and public relations through the use of traditional media outlets, the internet and social media. Media Operations produces printed material, web slides and videos to promote the City's programs. This division also oversees the City's website including the website's e-notification and advisory features.

The City of Malibu maintains Malibu City TV, which is also available for viewing on the City's website and YouTube channel. Programming includes live and tape-delay broadcasts of City Council and Planning Commission meetings, Mayor and City Councilmember programming, City produced informational videos, public service announcements and information regarding community events. The Media Operations budget also includes the cost to hire a firm to provide closed captioning services for City Council and Planning Commission meetings.

Staffing	2019-20 Actual	2020-21 Budget	2021-22 Proposed
Media Information Officer	1.00	1.00	1.00
Media Analyst	0.00	1.00	1.00
Senior Media Technician	1.00	0.00	0.00
Media Technician	1.00	1.00	1.00
Graphic Artist	1.00	1.00	1.00
Graphic Design Intern	0.00	0.00	0.00
Total	4.00	4.00	4.00

EXPENDITURE DETAIL

Fund 100 - General

Program 7002 - Media Operations

Object	Description	2018-19 Actual	2019-20 Actual	2020-21 Adopted	2020-21 Projected	2021-22 Proposed
4101	Full-Time Salaries	241,212	219,920	290,221	242,064	308,578
4102	Part-Time Salaries	322	-	-	-	-
4104	Overtime	791	2,209	2,500	4,895	4,000
4201	Retirement	23,745	22,851	31,459	26,988	33,448
4202	Health Insurance	35,552	31,535	49,596	45,441	52,404
4203	Vision Insurance	409	368	543	467	543
4204	Dental Insurance	2,912	2,474	3,716	3,076	3,716
4205	Life Insurance	422	352	483	459	483
4209	Disability Insurance	2,198	2,010	2,796	2,288	2,870
4210	Other	8,221	7,509	12,701	4,768	13,169
Total Salaries & Benefits		\$ 315,784	\$ 289,228	\$ 394,015	\$ 330,445	\$ 419,211
5100	Professional Services	3,607	22,036	50,000	50,000	45,000
5107	Contract Personnel	-	-	-	-	-
5300	Travel & Training	2,664	1,220	2,000	-	2,500
5330	Dues & Memberships	985	1	500	840	800
5340	Transportation & Mileage	88	154	250	63	250
5401	Advertising & Noticing	11,251	3,166	3,000	3,000	6,000
5405	Printing	-	-	2,500	-	2,500
5640	Equipment Maintenance	745	66	1,500	-	4,000
6160	Operating Supplies	3,671	2,099	3,000	1,132	5,000
6165	Website Services	17,498	14,539	15,000	8,808	15,000
6170	Events	58	-	500	-	1,000
6200	Publications	-	-	-	-	500
Total Operating & Maintenance		\$ 40,567	\$ 43,281	\$ 78,250	\$ 63,843	\$ 82,550
7600	Other Equipment	3,871	3,948	10,000	10,000	25,000
7800	Equipment	13,845	4,089	15,000	15,000	25,000
Total Capital Outlay		\$ 17,716	\$ 8,037	\$ 25,000	\$ 25,000	\$ 50,000
8500	Information Systems Allocation	18,000	18,000	18,000	18,000	18,000
Total Internal Service Charges		\$ 18,000	\$ 18,000	\$ 18,000	\$ 18,000	\$ 18,000
Total Expenditures		\$ 392,067	\$ 358,546	\$ 515,265	\$ 437,288	\$ 569,761
Source of Funds						
General Fund 100		392,067	358,546	515,265	437,288	569,761
Total Source of Funds		\$ 392,067	\$ 358,546	\$ 515,265	\$ 437,288	\$ 569,761

CITY MANAGER

The City Manager is appointed by the City Council to carry out its policies and direction. Responsible for oversight of all City operations and delivery of public services, the City Manager provides leadership and direction to the City's management team in developing policy recommendations and responding to directives of the City Council.

In addition to performing the day-to-day activities associated with management of the organization, the City Manager's office implements special projects authorized by the City Council, oversees implementation of the Council's legislative agenda, provides direction of the annual budget process and supports the City Council in the development and adoption of City policy.

Staffing	2019-20 Actual	2020-21 Budget	2021-22 Proposed
City Manager	1.00	1.00	1.00
Deputy City Manager	0.00	0.00	0.00
Assistant to the City Manager	1.00	1.00	1.00
Executive Assistant	1.00	1.00	1.00
Total	3.00	3.00	3.00

EXPENDITURE DETAIL

Fund 100 - General
Program 7003 - City Manager

Object	Description	2018-19	2019-20	2020-21	2020-21	2021-22
		Actual	Actual	Adopted	Projected	Proposed
4101	Full-Time Salaries	452,227	364,497	456,617	402,623	467,737
4104	Overtime	1,785	2,007	1,000	1,180	1,000
4201	Retirement	73,516	61,232	85,597	64,473	86,999
4202	Health Insurance	43,027	35,967	47,731	39,736	42,020
4203	Vision Insurance	642	518	655	511	561
4204	Dental Insurance	3,978	3,136	3,978	2,976	3,257
4205	Life Insurance	1,127	798	1,077	805	1,077
4208	Deferred Compensation	14,129	10,546	14,880	9,460	14,880
4209	Disability Insurance	4,064	3,148	2,646	3,305	4,350
4210	Other	9,194	7,525	19,119	7,137	19,403
Total Salaries & Benefits		\$ 603,689	\$ 489,374	\$ 633,300	532,207	\$ 641,284
5100	Professional Services	15,000	-	25,000	25,000	25,000
5300	Travel & Training	15,187	11,149	9,000	2,000	10,000
5330	Dues & Memberships	1,990	3,464	3,000	3,000	3,500
5721	Telephone	480	464	-	-	-
6160	Operating Supplies	2,169	1,353	1,000	750	2,500
Total Operating & Maintenance		\$ 34,826	\$ 16,430	\$ 38,000	30,750	\$ 41,000
8500	Information Systems Allocation	18,000	13,500	13,500	13,500	13,500
Total Internal Service Charges		\$ 18,000	\$ 13,500	\$ 13,500	13,500	\$ 13,500
Total Expenditures		\$ 656,515	\$ 519,304	\$ 684,800	\$ 576,457	\$ 695,784
Source of Funds						
General Fund 100		656,515	519,304	684,800	576,457	695,784
Total Source of Funds		\$ 656,515	\$ 519,304	\$ 684,800	\$ 576,457	\$ 695,784

LEGAL COUNSEL

The City of Malibu contracts for legal services to provide counsel to the City Council, City staff, and City Boards, Commissions and Committees. The City contracts with the firm Best, Best & Krieger LLP to represent the City in litigation, manage outside counsel representing the City, draft ordinances and resolutions, review claims and contracts, counsel the City regarding personnel, law enforcement, land use and public works issues, and supervise another firm in the prosecution of violations of the City Municipal Code in criminal court.

EXPENDITURE DETAIL

Fund 100 - General

Program 7005 - Legal Counsel

Object	Description	2018-19 Actual	2019-20 Actual	2020-21 Adopted	2020-21 Projected	2021-22 Proposed
5100	Professional Services	-	26,253	73,747	73,747	75,000
5100-01	Investigations	-	-	-	80,000	-
5101	General Legal Counsel	291,600	291,600	316,049	316,049	319,209
5101-01	School District Legal Services	-	-	-	115,000	150,000
5102	Litigation	524,675	431,004	425,000	425,000	500,000
5103	Criminal Prosecution	41,839	22,891	75,000	36,815	75,000
5550	Settlements	-	-	30,000	-	30,000
Total Operating & Maintenance		\$ 858,114	\$ 771,748	\$ 919,796	\$ 1,046,611	\$ 1,149,209
Total Expenditures						
		\$ 858,114	\$ 771,748	\$ 919,796	\$ 1,046,611	\$ 1,149,209
Source of Funds						
General Fund 100		858,114	771,748	919,796	1,046,611	1,149,209
Total Source of Funds		\$ 858,114	\$ 771,748	\$ 919,796	\$ 1,046,611	\$ 1,149,209

CITY CLERK

The City Clerk is the local official who administers democratic processes, such as elections, access to City records, and all legislative actions ensuring transparency to the public. The City Clerk acts as a compliance officer for federal, state and local statutes, including the Political Reform Act, the Brown Act, and the Public Records Act. The City Clerk manages public inquiries and relationships and arranges for ceremonial and official functions.

As Custodian of Official Records, the City Clerk maintains all official City documents, archives and legislative history. The City Clerk's Office oversees the document imaging and records management program. Additionally, the City Clerk conducts and certifies all municipal elections, administers oaths and affirmations, and manages legal requirements for public notice and for the filing of referenda, initiatives, recall petitions, annual Statements of Economic Interest and Campaign Disclosure Statements.

The City Clerk serves as Clerk of the Council attending, monitoring and retaining complete records of all City Council proceedings.

The City Clerk's Office maintains the live web streaming and video archives of City Council meetings and oversees passport acceptance services and document recording with Los Angeles County. Additionally, the City Clerk oversees the citywide student internship program to encourage high school and college students to participate in local government. The hours of the student internship program have been removed in Fiscal Year 2021-2022 to accommodate other budget priorities.

The Fiscal Year 2021-2022 Budget includes \$72,500 for the possible need of a demographer, community outreach, and Public Hearings on by-district elections.

Staffing	2019-20 Actual	2020-21 Budget	2021-22 Proposed
City Clerk	1.00	1.00	1.00
Deputy City Clerk	1.00	1.00	2.00
Student Interns	0.50	0.00	0.00
Total	2.50	2.00	3.00

EXPENDITURE DETAIL

Fund 100 - General
Program 7007 - City Clerk

Object	Description	2018-19 Actual	2019-20 Actual	2020-21 Adopted	2020-21 Projected	2021-22 Proposed
4101	Full-Time Salaries	183,229	191,291	200,841	186,568	290,960
4103	Interns/Temporary Salaries	12,607	3,228	-	-	-
4104	Overtime	241	-	250	-	250
4201	Retirement	25,594	26,365	29,621	29,039	45,415
4202	Health Insurance	23,050	24,114	25,570	26,113	45,674
4203	Vision Insurance	310	308	316	301	519
4204	Dental Insurance	1,858	1,813	1,858	1,735	3,084
4205	Life Insurance	386	375	388	396	568
4208	Deferred Compensation	2,922	2,925	3,000	2,923	3,000
4209	Disability Insurance	1,687	1,748	1,606	1,867	2,706
4210	Other	2,890	2,886	5,172	2,911	8,795
Total Salaries & Benefits		\$ 254,774	\$ 255,053	\$ 268,622	\$ 251,852	\$ 400,970
5100	Professional Services	50,244	37,134	75,000	56,372	93,500
5100-01	Document Imaging Services	3,068	8,795	10,000	6,705	25,000
5107	Contract Personnel	-	1,784	25,000	25,000	25,000
5150	Elections	26,003	395	50,000	50,000	-
5205	Postage	-	1,866	100	-	5,000
5300	Travel & Training	6,490	4,841	5,000	3,071	10,000
5330	Dues & Memberships	465	503	500	493	750
5340	Transportation & Mileage	614	385	800	-	500
5401	Advertising & Noticing	1,358	11,425	10,500	4,855	10,500
5405	Printing	-	-	15,000	-	15,000
6130	Records Management	706	-	1,000	-	-
6160	Operating Supplies	2,939	3,064	3,000	3,000	5,000
6200	Publications	4,633	5,428	4,000	3,423	5,500
Total Operating & Maintenance		\$ 96,520	\$ 75,620	\$ 199,900	\$ 152,919	\$ 195,750
8500	Information Systems Allocation	13,500	13,500	13,500	13,500	13,500
Total Internal Service Charges		\$ 13,500	\$ 13,500	\$ 13,500	\$ 13,500	\$ 13,500
Total Expenditures		\$ 364,794	\$ 344,173	\$ 482,022	\$ 418,271	\$ 610,220
Source of Funds						
General Fund 100		364,794	344,173	482,022	418,271	610,220
Total Source of Funds		\$ 364,794	\$ 344,173	\$ 482,022	\$ 418,271	\$ 610,220

PUBLIC SAFETY

The City's public safety services are comprised of in-house public safety and emergency preparedness programs and contract services, including law enforcement, fire, and animal control, which are provided by the County of Los Angeles.

The Public Safety Office oversees the in-house public safety and emergency preparedness programs including maintaining the City's Emergency Operations Center (EOC) and disaster notification systems, City EOC team training, City staff safety training on emergency protocols, emergency plan development and maintenance, coordinating with outside agencies to develop and improve interagency response procedures, overseeing the Community Emergency Response Team (CERT), neighborhood fire safety and preparedness, providing support to the Sheriff's Volunteers on Patrol (VOP), and implementation of the City's Homelessness Strategic Plan.

The Public Safety staff interact with the community to provide public education opportunities, is the primary contact for outside organizations and law enforcement regarding issues related to homelessness and serves as part of the City Manager's management team.

The Public Safety Office also provides leadership in the City's response to the COVID-19 pandemic, including EOC operations, modifications to City Hall functions and City services to accommodate physical distancing requirements, and community outreach and messaging.

Law enforcement services provided by the Los Angeles Sheriff's Department include general law, traffic, and parking enforcement and administration, summer beach enforcement, and specialized community policing services. Parking citation processing and hearings are also contracted.

Fire services provided by the Los Angeles County Fire Department include fire emergency response, paramedic services, and fire prevention and inspections. The residents of Malibu pay for these services annually through their property tax bills. Animal Control services provided by the Los Angeles County Department of Animal Care and Control include animal rescue, licensing, abuse investigation, and pet adoptions.

This budget also reflects an increase to the contract with the Los Angeles County Sheriff's Department for the cost of service based on increased operating costs. The cost of service has grown due to increases in administrative costs and the costs of the Liability Trust Fund. In Fiscal Year 2021-2022, the contract will increase by 1.45%, which is an increase of almost \$111,000 from the prior year. The budget also includes the summer enforcement services.

Staffing	2019-20 Actual	2020-21 Budget	2021-22 Proposed
Public Safety Manager	1.00	1.00	1.00
Fire Safety Liaison	1.00	1.00	1.50
Public Safety Specialist	1.00	1.00	1.00
Total	3.00	3.00	3.50

EXPENDITURE DETAIL

Fund 100 - General

Fund 211 - Brulte

Program 7021 - Emergency Management

Program 7031 - Public Safety Services

Object	Description	2018-19 Actual	2019-20 Actual	2020-21 Adopted	2020-21 Projected	2021-22 Proposed
4101	Full-Time Salaries	160,694	199,426	259,983	183,853	278,502
4102	Part-Time Salaries	-	-	-	-	36,200
4104	Overtime	-	2,532	2,500	2,785	2,500
4201	Retirement	21,619	23,468	34,707	22,840	36,545
4202	Health Insurance	26,420	23,403	30,715	22,657	56,908
4203	Vision Insurance	421	343	447	305	781
4204	Dental Insurance	2,520	1,954	2,625	1,723	4,618
4205	Life Insurance	247	309	384	284	384
4209	Disability Insurance	1,489	1,805	2,147	1,631	2,927
4210	Other	4,494	10,719	8,005	6,900	10,700
Total Salaries & Benefits		\$ 217,904	\$ 263,959	\$ 341,513	\$ 242,979	\$ 430,065
5100	Professional Services	21,026	193,726	250,000	66,757	175,000
5106	L.A. Co. Animal Control	94,769	59,180	105,000	105,000	125,000
5114	L.A. Co. Fire Base Year Fee	2,536	2,536	2,600	2,536	2,600
5115	L.A. Co. Sheriff's Services	6,875,715	7,256,549	7,780,663	7,780,663	7,751,453
5116	L.A. Co. Sheriff's Services-Beach Team	672,868	707,957	710,249	710,249	720,548
5119	Homeless Outreach and Support Services	144,270	300,244	434,000	434,000	300,000
5119-01	Homeless Encampment Cleanups	-	-	100,000	100,000	250,000
5300	Travel & Training	3,333	3,535	5,000	5,000	7,000
5330	Dues & Memberships	1,019	130	1,000	1,000	1,000
5340	Transportation & Mileage	1,181	963	500	195	500
5405	Printing	-	1,440	28,000	28,000	6,000
5640	Equipment Maintenance	4,200	5,920	6,000	18,229	15,000
5721	Telephone	9,793	12,024	13,000	13,000	13,000
6160	Operating Supplies	57,729	85,247	67,000	65,803	85,000
6160.01	VOP Supplies	-	1,871	2,000	2,000	5,000
6400	Clothing & Emergency Gear	2,722	5,201	5,000	5,000	5,000
Total Operating & Maintenance		\$ 7,891,161	\$ 8,636,523	\$ 9,510,012	\$ 9,337,432	\$ 9,462,100
7800	Other Equipment	115,594	-	124,500	124,500	175,000
Total Capital Outlay		\$ 115,594	\$ -	\$ 124,500	\$ 124,500	\$ 175,000
8100	Vehicle Allocation	10,000	15,000	-	-	30,000
8500	Information Systems Allocation	40,500	40,500	40,500	40,500	40,500
Total Internal Service Charges		\$ 50,500	\$ 55,500	\$ 40,500	\$ 40,500	\$ 70,500
Total Expenditures		\$ 8,275,159	\$ 8,955,982	\$ 10,016,525	\$ 9,745,411	\$ 10,137,665
Source of Funds						
General Fund 100		8,126,412	8,800,034	9,866,525	9,588,601	9,982,665
Brulte Fund 211		148,747	155,948	150,000	156,810	155,000
Total Source of Funds		\$ 8,275,159	\$ 8,955,982	\$ 10,016,525	\$ 9,745,411	\$ 10,137,665

FINANCE

As part of the Management and Administration Department, the Finance division is responsible for advising City officials on the City's financial position and providing timely financial information necessary for decision making. This is achieved through financial reporting and compliance in accordance with generally accepted accounting principles, budget development and financial systems administration.

The Finance division provides the following services: maintenance of accurate, reliable financial information and records for all City funds; bi-weekly payroll; preparation and distribution of warrants for payment of invoices and contracts; coordination of state, federal and independent audits of the City's financial management systems and records; oversight of the City's debt service requirements; preparation of accurate and timely annual reports including the Annual Budget and Comprehensive Annual Financial Report; collection activities to assure payment of accounts receivable; procurement of supplies and equipment; processing of purchase orders; maintenance of fixed asset records; and monitoring of grant administration.

The Finance division is also responsible for film permit activities, which are provided by a contract service provider, as indicated in line item 5117.

City Treasurer functions are budgeted in the Finance division (line item 5100-01). The City Treasurer is appointed by and serves at the will of the City Council. The Treasurer assures the administration and management of all City monies and funds and provides accountability to the citizens of Malibu. The Treasurer's responsibilities include the investment of idle funds and reporting of such activities to the City Council and other government agencies. The City Treasurer oversees the City's investment portfolio which is invested in accordance with the City's adopted investment policy. On February 24, 2020, City Council directed staff to issue a request for proposals for City Treasurer with an expanded scope of investment services. The budget for City Treasurer has been increased by \$40,000 to reflect the increase in services desired.

Staffing	2019-20 Actual	2020-21 Budget	2021-22 Proposed
Assistant City Manager	1.00	1.00	1.00
Finance Manager	1.00	0.82	0.82
Financial Analyst	0.87	0.00	0.00
Accounting Technician	0.00	0.67	0.73
Senior Accounting Clerk	0.80	0.00	0.00
Accounting Clerk	1.00	2.00	2.00
Grants Administrator	0.00	0.00	1.00
Total	4.67	4.49	5.55

EXPENDITURE DETAIL

Fund 100 - General
Program 7054 - Finance

Object	Description	2018-19	2019-20	2020-21	2020-21	2021-22
		Actual	Actual	Adopted	Projected	Proposed
4101	Full-Time Salaries	522,354	429,236	425,851	354,975	572,505
4104	Overtime	-	94	500	-	500
4201	Retirement	77,675	59,601	68,305	54,619	87,336
4202	Health Insurance	55,113	44,112	51,239	41,877	74,046
4203	Vision Insurance	837	535	729	548	939
4204	Dental Insurance	4,984	3,071	4,197	3,067	5,465
4205	Life Insurance	859	623	735	563	884
4208	Deferred Compensation	2,840	2,406	3,000	2,221	3,000
4209	Disability Insurance	4,843	3,652	2,981	3,392	5,324
4210	Other	12,448	10,727	16,014	6,257	19,356
Total Salaries & Benefits		\$ 681,953	\$ 554,057	\$ 573,551	\$ 467,519	\$ 769,356
5100	Professional Services	121,227	165,279	200,000	169,264	185,000
5100-01	City Treasurer	3,882	1,050	13,750	16,983	40,000
5117	Film Permit Consultant	293,414	268,431	168,750	263,744	225,000
5210	Service Fees & Charges	-	4,218	-	667	500
5211	Bank Service Fees	61,345	67,625	60,000	112,844	100,000
5300	Travel & Training	8,318	2,904	4,000	4,000	10,000
5330	Dues & Memberships	1,820	1,675	3,500	3,000	5,000
5340	Transportation & Mileage	595	230	500	-	500
5401	Advertising & Noticing	126	499	500	1,624	1,500
5405	Printing	10,979	7,758	5,000	9,625	10,000
6120	Computer Software	22,649	23,713	25,000	25,000	75,000
6160	Operating Supplies	5,128	4,348	4,000	2,833	7,000
Total Operating & Maintenance		\$ 529,483	\$ 547,732	\$ 485,000	\$ 609,584	\$ 659,500
8500	Information Systems Allocation	22,500	22,500	22,500	22,500	27,000
Total Internal Service Charges		\$ 22,500	\$ 22,500	\$ 22,500	\$ 22,500	\$ 27,000
Total Expenditures		\$ 1,233,936	\$ 1,124,289	\$ 1,081,051	\$ 1,099,603	\$ 1,455,856
Source of Funds						
General Fund 100		1,233,936	1,124,289	1,081,051	1,099,603	1,335,856
Grant Funds		-	-	-	-	120,000
Total Source of Funds		\$ 1,233,936	\$ 1,124,289	\$ 1,081,051	\$ 1,099,603	\$ 1,455,856

HUMAN RESOURCES

The Human Resources division of the Management and Administration Department provides support services to City employees in the areas of recruitment, selection, classification and compensation; equal employment opportunity; performance evaluation; training and development; employee benefits, services, and programs; personnel record keeping; and employee relations, including discipline and administration of federal and state employment laws.

Staffing	2019-20 Actual	2020-21 Budget	2021-22 Proposed
Human Resources Manager	1.00	1.00	1.00
Human Resources Technician	1.00	1.00	1.00
Total	2.00	2.00	2.00

EXPENDITURE DETAIL

Fund 100 - General

Program 7058 - Human Resources

Object	Description	2018-19	2019-20	2020-21	2020-21	2021-22
		Actual	Actual	Adopted	Projected	Proposed
4101	Full-Time Salaries	163,340	144,254	174,508	160,953	183,698
4104	Overtime	486	-	250	395	250
4201	Retirement	21,176	9,877	32,713	31,161	34,168
4202	Health Insurance	22,823	49,068	40,643	41,325	43,232
4203	Vision Insurance	310	349	410	392	410
4204	Dental Insurance	1,805	2,248	2,579	2,405	2,579
4205	Life Insurance	243	237	285	281	285
4209	Disability Insurance	1,481	1,299	1,553	1,589	1,708
4210	Other	4,990	4,208	7,100	3,119	7,334
Total Salaries & Benefits		\$ 216,654	\$ 211,540	\$ 260,041	\$ 241,621	\$ 273,664
5100	Professional Services	10,181	6,080	10,000	10,000	10,000
5100-01	Employee Health Awareness	3,715	2,285	3,000	-	3,000
5300	Travel & Training	100	1,751	500	465	4,000
5320	Recruitment Expense	20,878	24,110	15,000	30,204	30,000
5330	Dues & Memberships	2,015	1,666	1,500	1,111	2,500
5340	Transportation & Mileage	44	226	300	-	300
6160	Operating Supplies	6,866	4,870	5,000	1,191	7,500
6170	Events	6,860	14,845	10,000	3,785	10,000
Total Operating & Maintenance		\$ 50,659	\$ 55,833	\$ 45,300	\$ 46,756	\$ 67,300
8500	Information Systems Allocation	9,000	9,000	9,000	9,000	9,000
Total Internal Service Charges		\$ 9,000	\$ 9,000	\$ 9,000	\$ 9,000	\$ 9,000
Total Expenditures		\$ 276,313	\$ 276,373	\$ 314,341	\$ 297,377	\$ 349,964
Source of Funds						
General Fund 100		276,313	276,373	314,341	297,377	349,964
Total Source of Funds		\$ 276,313	\$ 276,373	\$ 314,341	\$ 297,377	\$ 349,964

NON-DEPARTMENTAL SERVICES

The non-departmental program accounts for the centralization of services provided for the benefit of all departments. These services include fixed asset management; insurance premiums; claims settlements; receptionist services; printing; postage; telephone; and equipment leases. Expenses include retiree health premiums and other post-employment benefit costs.

In response to the coronavirus pandemic and the need for more staff to work remotely, there has been an increase in non-department telephone expenditures. These additional expenditures have been offset by reductions in off-site storage, equipment leases and operating supplies.

This program accounts for the expenditures related to the Joint Use Agreement between the Santa Monica-Malibu Unified School District and the City of Malibu. This agreement provides for the joint operation and maintenance of school district facilities including ball fields, tennis courts and the swimming pool at Malibu High School.

Also included in this program is the risk management function, which maintains responsibility for all the City's insurance needs, including property, workers' compensation, fidelity bonds, special events, and auto liability. The goal of the risk management function is to apply loss prevention and control measures through identification and analysis of loss exposure in the areas of liability, workers' compensation, and property loss. The City is a member of the California Joint Powers Insurance Authority, which provides for the pooling of self-insured losses of its member cities.

In Fiscal Year 2021-2022, there is a projected increase in the City's insurance premiums of \$60,000.

The budget for non-departmental services also includes funding for the City's required payments under the Governmental Accounting Standards Board (GASB) for retiree health costs and for the City's CalPERS liability payment. These costs are reviewed every two years as mandated.

Staffing	2019-20 Actual	2020-21 Budget	2021-22 Proposed
Office Assistant/Receptionist	1.00	1.00	1.00
Office Assistant	1.00	1.00	1.00
Total	2.00	2.00	2.00

EXPENDITURE DETAIL

Fund 100 - General

Program 7059 - Non-Departmental Services

Object	Description	2018-19	2019-20	2020-21	2020-21	2021-22
		Actual	Actual	Adopted	Projected	Proposed
4101	Full-Time Salaries	96,449	78,478	98,982	80,535	102,543
4104	Overtime	-	158	250	1,731	1,750
4201	Retirement	12,122	9,813	13,650	10,759	13,911
4202	Health Insurance	16,379	13,245	24,321	22,965	25,473
4203	Vision Insurance	240	190	316	291	316
4204	Dental Insurance	1,370	1,158	1,858	1,552	1,858
4205	Life Insurance	249	170	241	212	241
4209	Disability Insurance	927	724	970	779	954
4210	Other	5,059	7,528	5,174	10,827	5,265
4212	Retiree Health Insurance	169,876	202,929	217,000	235,335	260,000
4217	Other Post Employment Benefits	554,124	522,071	280,000	280,000	300,000
4218	CalPERS Liabilities	267,785	347,863	408,931	408,931	496,082
Total Salaries & Benefits		\$ 1,124,580	\$ 1,184,327	\$ 1,051,693	\$ 1,053,915	\$ 1,208,392
5205	Postage	32,869	26,988	25,000	11,035	30,000
5210	Service Fees and Charges	7,502	7,866	7,500	6,303	7,500
5300	Travel & Training	3,173	762	500	129	3,000
5510	Insurance Premiums	474,689	677,162	630,000	630,000	693,000
5640	Equipment Maintenance	26,544	30,150	40,000	17,848	25,000
5720	Off-site Storage	38,609	25,620	30,000	26,536	30,000
5721	Telephone	17,967	24,736	150,000	84,945	150,000
5800	Equipment Leases	35,914	26,088	27,000	23,593	27,000
5921	Joint Use Agreement - SMMUSD	145,396	92,700	220,000	220,000	220,000
6140	Office Equipment	-	3,292	5,000	5,000	5,000
6160	Operating Supplies	51,515	46,691	40,000	16,917	50,000
Total Operating & Maintenance		\$ 834,178	\$ 962,055	\$ 1,175,000	\$ 1,042,307	\$ 1,240,500
7600	Equipment/Furniture	73,223	19,982	15,000	4,796	25,000
Total Capital Outlay		\$ 73,223	\$ 19,982	\$ 15,000	\$ 4,796	\$ 25,000
8100	Vehicle Allocation	20,000	20,000	-	-	18,000
8500	Information Systems Allocation	135,000	145,000	50,000	50,000	200,000
Total Internal Service Charges		\$ 155,000	\$ 165,000	\$ 50,000	\$ 50,000	\$ 218,000
Total Expenditures		\$ 2,186,981	\$ 2,331,364	\$ 2,291,693	\$ 2,151,018	\$ 2,691,892
Source of Funds						
General Fund 100		2,186,981	2,331,364	2,291,693	2,151,018	2,691,892
Total Source of Funds		\$ 2,186,981	\$ 2,331,364	\$ 2,291,693	\$ 2,151,018	\$ 2,691,892

INFORMATION SYSTEMS

The Information Systems division provides support and advisory services for all City automated information and communications systems. The division supports the City's telephone system as well as the local area network which consists of 51 servers and over 186 personal computers. The Information Systems Fund derives its revenue from a service charge to each department of \$4,500 per computer which contributes towards the maintenance and future replacement of equipment.

The City initiated an Information Technology Strategic Plan in Fiscal Year 2018-2019. The plan was temporarily put on hold due to the Woolsey Fire and the COVID-19 pandemic and is anticipated to be completed in Fiscal Year 2021-2022.

Staffing	2019-20 Actual	2020-21 Budget	2021-22 Proposed
Information Systems Manager	1.00	1.00	1.00
Information Systems Technician	1.00	1.00	1.00
Total	2.00	2.00	2.00

EXPENDITURE DETAIL

Fund 602 - Information Systems Fund
Program 7060 - Information Systems

Object	Description	2018-19 Actual	2019-20 Actual	2020-21 Adopted	2020-21 Projected	2021-22 Proposed
4101	Full-Time Salaries	188,427	177,918	195,112	158,769	206,970
4104	Overtime	574	1,342	1,000	113	1,000
4201	Retirement	25,950	25,379	30,163	26,835	31,122
4202	Health Insurance	27,625	28,949	40,019	33,229	42,705
4203	Vision Insurance	439	421	537	428	537
4204	Dental Insurance	2,625	2,499	3,219	2,495	3,219
4205	Life Insurance	251	216	285	205	285
4209	Disability Insurance	1,719	1,550	1,460	1,507	1,925
4210	Other	5,358	4,741	7,626	3,163	7,928
Total Salaries & Benefits		\$ 252,968	\$ 243,015	\$ 279,421	\$ 226,744	\$ 295,689
5100	Professional Services	3,930	64,529	90,000	44,607	114,000
5107	Contract Personnel	-	3,366	-	28,931	-
5300	Travel & Training	5,006	1,557	2,500	999	10,000
5330	Dues & Memberships	1,939	778	2,000	-	2,000
5630	Computer Maintenance	1,662	2,592	4,000	672	4,000
5721	Telephone	28,061	35,704	28,000	29,639	55,000
6120	Computer Software	81,533	61,938	80,000	86,596	103,000
6160	Operating Supplies	4,162	5,069	7,500	2,000	5,000
Total Operating & Maintenance		\$ 126,293	\$ 175,533	\$ 214,000	\$ 193,443	\$ 293,000
7400	Computer Equipment	93,433	90,890	100,000	34,673	100,000
7500	GIS Software	30,870	31,450	35,000	32,079	50,000
Total Capital Outlay		\$ 124,303	\$ 122,340	\$ 135,000	\$ 66,752	\$ 150,000
Total Expenditures		\$ 503,564	\$ 540,888	\$ 628,421	\$ 486,939	\$ 738,689
Source of Funds						
Information Systems Fund		503,564	540,888	628,421	486,939	738,689
Total Source of Funds		\$ 503,564	\$ 540,888	\$ 628,421	\$ 486,939	\$ 738,689

COMMUNITY DEVELOPMENT BLOCK GRANT

The Community Support program accounts for funds provided by the Community Development Block Grant (CDBG) program, administered by the Federal Government's Department of Housing and Urban Development (HUD) and passed through Los Angeles County's Community Development Authority (LACDA) to the City of Malibu.

CDBG funds provide for service programs and capital projects benefiting low and moderate-income residents of the community. The City is anticipated to receive approximately \$65,000 to support such programs in Fiscal Year 2021-2022. Per the CDBG guidelines, funding for public service programs is limited to 15% and 85% for capital projects. In recent years, LACDA has granted the City exceptions to this funding allocation on a case by case basis.

EXPENDITURE DETAIL

Fund 215 - Community Development Block Grant (CDBG)

Program 7070 - CDBG Programs

Object	Description	2018-19 Actual	2019-20 Actual	2020-21 Adopted	2020-21 Projected	2021-22 Proposed
5931	CDBG Grants	6,839	7,255	56,750	56,750	9,750
Total Operating & Maintenance		\$ 6,839	\$ 7,255	\$ 56,750	\$ 56,750	\$ 9,750
7800	Other Equipment	9,229	11,586	12,000	11,586	12,000
Total Capital Outlay		\$ 9,229	\$ 11,586	\$ 12,000	\$ 11,586	\$ 12,000
Total Expenditures		\$ 16,068	\$ 18,841	\$ 68,750	\$ 68,336	\$ 21,750
Source of Funds						
CDBG Fund 215		16,068	18,841	68,750	68,336	21,750
Total Source of Funds		\$ 16,068	\$ 18,841	\$ 68,750	\$ 68,336	\$ 21,750

CITY HALL OPERATIONS

City Hall houses all City Departments in a 35,000 square foot building. Planning, Building Safety, Environmental Health and Public Works all have public counter hours in City Hall. The Community Services Department hosts a wide range of programming in the building, including housing the City's Senior Center. The building has a civic theater that serves as the City Council chambers and is used for other public meetings and workshops.

The City typically hosts special community events in the building and makes it available to outside groups for rental. The public lobbies are used for changing art exhibitions throughout the year. In Fiscal Year 2021-2022, City may need to adjust these uses in response to the COVID-19 pandemic.

Staffing	2019-20 Actual	2020-21 Budget	2021-22 Proposed
Senior Maintenance Worker	1.00	1.00	1.00
Maintenance Worker	0.75	0.00	0.00
Total	1.75	1.00	1.00

EXPENDITURE DETAIL

Fund 103 - General

Program 9050 - City Hall Operations

Object	Description	2018-19	2019-20	2020-21	2020-21	2021-22
		Actual	Actual	Adopted	Projected	Proposed
4101	Full-Time Salaries	67,353	75,771	127,099	64,709	78,548
4102	Part-Time Salaries	-	12,585	-	8,531	-
4104	Overtime	-	46	500	-	500
4201	Retirement	11,535	13,449	18,120	13,529	14,610
4202	Health Insurance	15,367	22,108	35,341	21,971	18,797
4203	Vision Insurance	199	264	410	212	203
4204	Dental Insurance	1,226	1,632	2,579	1,244	1,226
4205	Life Insurance	147	173	285	157	142
4209	Disability Insurance	637	788	1,246	737	731
4210	Other	2,277	2,572	4,591	4,347	3,328
Total Salaries & Benefits		\$ 98,741	\$ 129,388	\$ 190,171	\$ 115,438	\$ 118,084
5100	Professional Services	103,400	84,062	125,000	125,000	125,000
5210	Service Fees and Charges	4,359	3,859	3,500	3,579	2,920
5510	Insurance Premiums	170,000	177,084	221,355	245,580	270,138
5610	Facilities Maintenance	135,573	104,138	85,000	90,241	100,000
5612	Sewer Service Fees	22,906	32,332	31,000	30,541	42,000
5721	Telephone	3,917	4,154	4,500	4,213	4,500
5722	Electricity	63,422	74,030	85,000	69,116	85,000
5723	Water	8,241	7,384	8,000	5,501	8,000
6160	Operating Supplies	3,720	3,655	8,000	2,340	25,000
6300	Tools & Minor Equipment	1,628	1,621	1,000	629	10,000
Total Operating & Maintenance		\$ 517,166	\$ 492,319	\$ 572,355	\$ 576,741	\$ 672,558
7300	Leasehold Improvements	9,676	21,886	95,000	15,000	100,000
7800	Equipment	6,751	22,857	25,000	5,000	25,000
Total Capital Outlay		\$ 16,427	\$ 44,743	\$ 120,000	\$ 20,000	\$ 125,000
8500	Information Systems Allocation	4,500	4,500	9,000	9,000	4,500
Total Internal Service Charges		\$ 4,500	\$ 4,500	\$ 9,000	\$ 9,000	\$ 4,500
Total Expenditures		\$ 636,834	\$ 670,950	\$ 891,526	\$ 721,179	\$ 920,142
Source of Funds						
General Fund 103		636,834	670,950	891,526	721,179	920,142
Total Source of Funds		\$ 636,834	\$ 670,950	\$ 891,526	\$ 721,179	\$ 920,142

CARBON BEACH UNDERGROUNDING COMMUNITY FACILITIES DISTRICT

In 2008-2009, the City assisted a group of 21 property owners in the Carbon Beach area with the formation of a Community Facilities District (CFD). The CFD provides a mechanism for the property owners to finance the undergrounding of utilities in the Carbon Beach area along Pacific Coast Highway. Each property within the CFD pays for the undergrounding project via annual assessments levied against the properties through the Los Angeles County Assessor's Office.

The CFD places no fiscal impact on the City. Bonds were sold as a part of the process and all costs of issuing the bonds were paid from proceeds of the bond sale. Funds are administered by US Bank, which acts as the fiscal agent and trustee for the CFD.

The City contracts with a financial services firm to manage the Carbon Beach Undergrounding CFD. In Fiscal Year 2021-2022, the consultant costs are set to increase and the City staff time to oversee the district has been reduced accordingly.

Staffing	2019-20 Actual	2020-21 Budget	2021-22 Proposed
Accounting Technician	0.00	0.00	0.13
Senior Accounting Clerk	0.19	0.19	0.00
Total	0.19	0.19	0.13

EXPENDITURE DETAIL

Fund 712 - Carbon Beach Undergrounding Communities Facilities District (CFD)

Program 9048 - Carbon Beach Undergrounding

Object	Description	2018-19 Actual	2019-20 Actual	2020-21 Adopted	2020-21 Projected	2021-22 Proposed
4101	Full-Time Salaries	10,607	11,066	9,941	9,363	9,796
4104	Overtime	-	11	-	-	-
4201	Retirement	770	779	783	752	757
4202	Health Insurance	1,460	1,592	1,391	1,360	1,195
4203	Vision Insurance	21	21	18	17	14
4204	Dental Insurance	120	119	100	95	80
4205	Life Insurance	26	19	16	15	13
4209	Disability Insurance	100	102	97	89	91
4210	Other	405	401	462	197	418
Total Salaries & Benefits		\$ 13,509	\$ 14,110	\$ 12,808	\$ 11,888	\$ 12,365
5100	Professional Services	7,474	5,095	12,193	5,675	11,943
5810	Debt Service - Interest	93,988	90,613	90,000	59,259	83,638
5820	Debt Service - Principal	110,000	115,000	120,000	115,000	120,000
Total Debt Service		\$ 211,462	\$ 210,708	\$ 222,193	\$ 179,933	\$ 215,581
Total Expenditures		\$ 224,971	\$ 224,818	\$ 235,001	\$ 191,821	\$ 227,946
Source of Funds						
Carbon Beach Undergrounding CFD		224,971	224,818	235,001	191,821	227,946
Total Source of Funds		\$ 224,971	\$ 224,818	\$ 235,001	\$ 191,821	\$ 227,946

BROAD BEACH UNDERGROUND UTILITIES ASSESSMENT DISTRICT

In Fiscal Year 2009-2010, the City assisted a group of property owners in the Broad Beach Road area with the formation of an Assessment District (AD). The AD provides a mechanism for the property owners to finance the undergrounding of utilities in the Broad Beach Road area along Pacific Coast Highway. Each property within the AD pays for the undergrounding project via annual assessments levied against the properties through the Los Angeles County Assessor's Office.

The AD does not place any fiscal impact on the City. Bonds were sold as part of the process and all costs of issuing the bonds were paid from proceeds of the bond sale. Funds are administered by US Bank, which acts as the fiscal agent and trustee for the AD.

The City contracts with a financial services firm to manage the Broad Beach Undergrounding AD. In Fiscal Year 2021-2022, the consultant costs are set to increase and the City staff time to oversee the district has been reduced accordingly.

Staffing	2019-20 Actual	2020-21 Budget	2021-22 Proposed
Senior Accounting Clerk	0.01	0.00	0.00
Total	0.01	0.00	0.00

EXPENDITURE DETAIL

Fund 713 - Broad Beach Undergrounding Assessment District (AD)

Program 9052 - Broad Beach Undergrounding

Object	Description	2018-19 Actual	2019-20 Actual	2020-21 Adopted	2020-21 Projected	2021-22 Proposed
4101	Full-Time Salaries	558	474	-	-	-
4201	Retirement	41	34	-	-	-
4202	Health Insurance	77	69	-	-	-
4203	Vision Insurance	1	1	-	-	-
4204	Dental Insurance	6	5	-	-	-
4205	Life Insurance	1	1	-	-	-
4209	Disability Insurance	5	5	-	-	-
4210	Other	21	18	-	-	-
Total Salaries & Benefits		\$ 710	\$ 607	\$ -	\$ -	\$ -
5100	Professional Services	5,107	3,897	6,998	4,613.14	6,856
5810	Debt Service - Interest	89,743	87,961	85,438	86,021	83,911
5820	Debt Service - Principal	40,000	45,000	50,000	45,000	50,000
Total Debt Service		\$ 134,850	\$ 136,858	\$ 142,436	\$ 135,634	\$ 140,767
Total Expenditures		\$ 135,560	\$ 137,465	\$ 142,436	\$ 135,634	\$ 140,767
Source of Funds						
Broad Beach Undergrounding AD		135,560	137,465	142,436	135,634	140,767
Total Source of Funds		\$ 135,560	\$ 137,465	\$ 142,436	\$ 135,634	\$ 140,767

CIVIC CENTER WASTEWATER TREATMENT FACILITY ASSESSMENT DISTRICT

On January 25, 2016, the City of Malibu Assessment District (AD) No. 2015-1 was approved for the Civic Center Wastewater Treatment Facility. The AD provided a mechanism for property owners in the Civic Center area to finance the design and construction of the Wastewater Treatment Facility. After the approval of the Assessment District, the City was able to secure funding from the State Water Resources Control Board (SWRCB) State Revolving Fund (SRF) program, including a grant of \$9.5 million and \$50.7 million in low interest loans. Additional bond funding was issued in the amount of \$6.2 million to cover costs ineligible under the SRF funding. Construction of the facility commenced in July 2016. The facility was completed and fully operational in September 2018.

The loan and bonds will be repaid through the AD. Each property within the AD will pay for the project via annual assessments levied against the properties through the Los Angeles County Assessor's Office. These assessments began in Fiscal Year 2018-2019. The City and the County of Los Angeles prepaid the assessments for their existing properties within Phase One. The annual assessments for the new vacant properties the City purchased in Fiscal Year 2018-2019 are accounted for in Division 9088.

Costs for the operation and maintenance of the facility are included in the current budget in Division 3010.

Staffing	2019-20 Actual	2020-21 Budget	2021-22 Proposed
Accounting Technician	0.00	0.17	0.14
Total	0.00	0.17	0.14

EXPENDITURE DETAIL

Fund 715 - Civic Center Wastewater Treatment Facility Assessment District (AD)
Program 9049 - Civic Center Wastewater Treatment Plant

Object	Description	2018-19 Actual	2019-20 Actual	2020-21 Adopted	2020-21 thru 03/31/21	2020-21 Projected	2021-22 Proposed
4101	Full-Time Salaries	7,569	325	11,048	6,905	10,358	10,993
4201	Retirement	1,257	-	870	556	834	850
4202	Health Insurance	624	-	1,546	997	1,496	1,341
4203	Vision Insurance	9	-	20	12	18	16
4204	Dental Insurance	51	-	111	70	105	90
4205	Life Insurance	8	-	17	11	17	14
4209	Disability Insurance	69	-	108	67	101	102
4210	Other	211	-	514	152	228	469
Total Salaries & Benefits		\$ 9,798	\$ 325	\$ 14,234	\$ 8,770	\$ 13,155	\$ 13,875
5100	Professional Services	7,662	7,400	13,568	5,750	8,625	13,927
5810	Debt Service - Interest	282,981	281,519	276,481	140,028	228,687	176,043
5810.01	SRF Repayment - Interest	631,244	649,063	625,809	322,437	635,341	616,146
5810.03	Prepayment Premium	-	-	-	64,950	64,950	-
5820	Debt Service - Principal	-	130,000	135,000	2,295,000	2,295,000	85,000
5820.01	SRF Repayment - Principal	1,265,198	1,394,969	1,415,871	1,396,806	1,396,806	1,415,871
Total Debt Service		\$ 2,187,085	\$ 2,462,951	\$ 2,466,729	\$ 4,224,971	\$ 4,629,409	\$ 2,306,987
9049	Construction - Undergrounding	1,317,457	-	-	-	-	-
Total Capital Outlay		\$ 1,317,457	\$ -	\$ -	\$ -	\$ -	\$ -
Total Expenditures		\$ 3,514,340	\$ 2,463,276	\$ 2,480,963	\$ 4,233,741	\$ 4,642,564	\$ 2,320,862
Source of Funds							
Civic Center Wastewater AD		3,514,340	2,463,276	2,480,963	4,233,741	4,642,564	2,320,862
Total Source of Funds		\$ 3,514,340	\$ 2,463,276	\$ 2,480,963	\$ 4,233,741	\$ 4,642,564	\$ 2,320,862

VACANT PROPERTIES

On November 30, 2016, the City closed escrow on approximately 35 acres of vacant land located at Trancas Canyon Road and Pacific Coast Highway, commonly known as Trancas Field. This \$11.4 million acquisition was funded through the issuance of Certificates of Participation (COP) 2016A. The acquisition of the property resolved one of the City's longest standing legal disputes. The property remains vacant.

On April 23, 2018, the Council authorized a funding plan to purchase three vacant properties totaling 29.24 acres, including 23575 Civic Center Way, which is commonly known as Sycamore Village or the Ioki parcel and consists of 9.65 acres located on the northeast corner of Civic Center Way and Stuart Ranch Road; a 1.11-acre parcel located on the southwest corner of Civic Center Way and Webb Way, and an 18.48-acre parcel located on the south side of Pacific Coast Highway just east of Heathercliff Road.

The properties at 23575 Civic Center Way and southwest corner of Civic Center Way and Webb Way are both part of City of Malibu Civic Center Wastewater Treatment Facility Assessment District (AD) No. 2015-1 approved on January 25, 2016. The annual assessment for these two parcels is \$260,000.

On February 12, 2020, the La Paz property was dedicated to the City. This property is also a part of AD No. 2015-1. The annual assessment for this parcel is \$20,000 and has been included in this budget.

The Fiscal Year 2021-2022 Budget also includes funding to perform brush clearance and cover service fees on all vacant parcels.

EXPENDITURE DETAIL

Fund 105 - General

Program 9088 - Vacant Land

Object	Description	2018-19 Actual	2019-20 Actual	2020-21 Adopted	2020-21 Projected	2021-22 Proposed
5100	Professional Services	12,385	-	-	-	-
5127	Weed Abatement	15,738	-	10,000	10,000	10,000
5210	Service Fees and Charges	-	2,420	2,500	2,500	2,420
5610	Facilities Maintenance	13,581	-	-	-	-
5613	Assessment Dist - CCWTF	252,878	253,097	285,000	285,000	280,000
5830	Cost of Issuance	330,692	-	-	-	-
6160	Operating Supplies	381	-	-	-	-
Total Operating & Maintenance		\$ 625,655	\$ 255,517	\$ 297,500	\$ 297,500	\$ 292,420
7102	Land Acquisition	42,500,000	-	-	-	-
Total Capital Outlay		\$ 42,500,000	\$ -	\$ -	\$ -	\$ -
Total Expenditures		\$ 43,125,655	\$ 255,517	\$ 297,500	\$ 297,500	\$ 292,420
Source of Funds						
General Fund Undesignated Reserves		13,000,000	-	-	-	-
General Fund - 105		625,655	255,517	297,500	297,500	292,420
Certificates of Participation 2018		22,143,775	-	-	-	-
LA County - Measure M & R		7,356,225	-	-	-	-
Total Source of Funds		\$ 43,125,655	\$ 255,517	\$ 297,500	\$ 297,500	\$ 292,420

DEBT SERVICE

The City of Malibu has used the issuance of Certificates of Participation (COPs) for a variety of purposes including the acquisition of property and capital improvements. The City used debt to acquire and improve Legacy Park and City Hall. It also used debt to acquire vacant lands including Trancas Field, 23575 Civic Center Way, the parcel located on the southwest corner of Civic Center Way and Webb Way, and the parcel located on the south side of Pacific Coast Highway just east of Heathercliff Road. Rental income from the commercial properties pays for the debt service on Legacy Park. Debt service for City Hall and the vacant lands is paid out of the General Fund. The expenses related to that debt are shown together in one division.

In accordance with the funding plan authorized by City Council on April 23, 2018, the City will be responsible for the full annual debt service of \$1,094,001 for the vacant lands at 23575 Civic Center Way, the parcel located on the southwest corner of Civic Center Way and Webb Way, and the parcel located on the south side of Pacific Coast Highway just east of Heathercliff Road in Fiscal Year 2021-2022.

EXPENDITURE DETAIL

Fund 103, Fund 104 and Fund 105 - General

Fund 500 Legacy Park

Program 7004 Legacy Park

Program 9050 City Hall

Program 9074 Trancas Field

Program 9088 Land Acquisition

Object	Description	2018-19 Actual	2019-20 Actual	2020-21 Adopted	2020-21 Projected	2021-22 Proposed
Program 7004 - Legacy Park						
5810	Debt Service - Interest	534,551	534,551	488,500	488,500	473,838
5820	Debt Service - Principal	-	590,000	605,000	605,000	620,000
Total Debt Service		\$ 534,551	\$ 1,124,551	\$ 1,093,500	\$ 1,093,500	\$ 1,093,838
Program 9050 - City Hall						
5810	Debt Service - Interest	876,650	859,075	838,300	838,300	813,350
5820	Debt Service - Principal	630,000	645,000	665,000	665,000	690,000
Total Debt Service		\$ 1,506,650	\$ 1,504,075	\$ 1,503,300	\$ 1,503,300	\$ 1,503,350
Program 9074 - Trancas Field						
5810	Debt Service - Interest	-	400,675	394,750	394,750	387,650
5820	Debt Service - Principal	-	195,000	200,000	200,000	205,000
Total Debt Service		\$ -	\$ 595,675	\$ 594,750	\$ 594,750	\$ 592,650
Program 9088 - Land Acquisition						
5810	Debt Service - Interest	-	-	550,000	505,563	1,009,001
5820	Debt Service - Principal	-	-	-	-	85,000
Total Debt Service		\$ -	\$ -	\$ 550,000	\$ 505,563	\$ 1,094,001
Total Expenditures		\$ 2,041,201	\$ 3,224,301	\$ 3,741,550	\$ 3,697,113	\$ 4,283,839
Source of Funds						
General Fund 103		1,506,650	1,504,075	1,503,300	1,503,300	1,503,350
General Fund 104		-	595,675	594,750	594,750	592,650
General Fund 105		-	-	550,000	505,563	1,094,001
Legacy Park Project Fund 500		534,551	1,124,551	1,093,500	1,093,500	1,093,838
Total Source of Funds		\$ 2,041,201	\$ 3,224,301	\$ 3,741,550	\$ 3,697,113	\$ 4,283,839



COMMUNITY SERVICES

Department Expenditures by Program

Department	Program	2018-19 Actual	2019-20 Actual	2020-21 Adopted	2020-21 Projected	2021-22 Proposed
3009	Transportation Services	100,272	164,489	207,000	74,923	203,000
4001	General Recreation	641,173	648,211	687,115	566,173	758,957
4002	Aquatics	224,791	205,164	270,708	247,911	340,701
4004	Day Camp	69,769	62,080	83,772	33,677	96,897
4005	Skate Park	-	-	82,378	63,025	99,396
4006	Sports	106,240	87,959	121,287	36,667	107,680
4007	Community Classes	133,462	102,407	96,890	60,143	167,290
4008	Senior Adult Program	157,273	132,857	137,615	69,711	177,338
4010	Park Maintenance	798,362	949,162	1,207,011	977,216	1,112,273
4011	Special Events	115,105	128,275	120,045	86,068	143,817
4012	Cultural Arts	153,454	155,362	151,472	121,088	167,372
7008	Legacy Park Operations	554,289	719,208	797,408	727,361	796,844
Total		\$ 3,054,190	\$ 3,355,174	\$ 3,962,701	\$ 3,063,962	\$ 4,171,565

TRANSPORTATION SERVICES

The Transportation services program provides Dial-A-Ride services to Malibu seniors (60 years and older) and disabled citizens through the City's service provider, Ventura Transit Systems. The service is funded by Proposition A transportation funds, which are allocated by the Los Angeles County Metropolitan Transit Authority.

Passengers pay \$1.00 each way for trips to the Malibu Senior Center, \$2.00 each way for trips within City boundaries, and \$4.00 each way for trips outside City limits. Currently, 160 people are registered for the service, with over 1,200 passenger trips provided under this program annually.

EXPENDITURE DETAIL

Fund 203 - Proposition A

Program 3009 - Transportation Services

Object	Description	2018-19 Actual	2019-20 Actual	2020-21 Adopted	2020-21 Projected	2021-22 Proposed
4210	Other	2,500	2,500	4,000	4,000	4,000
Total Salaries & Benefits		\$ 2,500	\$ 2,500	\$ 4,000	\$ 4,000	\$ 4,000
5100	Professional Services	-	-	1,000	-	1,000
5145	Dial-A-Ride Services	88,591	154,213	190,000	70,923	190,000
5148	Special Events Rec Transit - Seniors	9,181	7,776	12,000	-	8,000
Total Operating & Maintenance		\$ 97,772	\$ 161,989	\$ 203,000	\$ 70,923	\$ 199,000
Total Expenditures		\$ 100,272	\$ 164,489	\$ 207,000	\$ 74,923	\$ 203,000
Source of Funds						
Proposition A Fund 203		100,272	164,489	207,000	74,923	203,000
Total Source of Funds		\$ 100,272	\$ 164,489	\$ 207,000	\$ 74,923	\$ 203,000

GENERAL RECREATION

The Community Services Department provides enriching recreational experiences designed to enhance the quality of life for Malibu residents while preserving resources and upholding the values of the Malibu community.

The Department offers a variety of innovative and cost-effective programs and events. Staff regularly evaluates new trends and feedback from participants to ensure that programs and events remain fresh while retaining their historic character and charm. The Department also partners with various outside agencies such as the Malibu Library, Boys and Girls Club Malibu, and local businesses to coordinate programs and events.

In addition to park development, the Department is responsible for providing safe, clean, and well-maintained parks and recreation facilities. Staff strives to continually improve facilities while protecting the natural and cultural resources in surrounding areas. The City's facilities are home to several community organizations such as Malibu Little League, American Youth Soccer Organization, Pony League Baseball, Trancas Riders and Ropers, and the Malibu Aquatics Foundation. The Department also oversees the use of school facilities for these programs through a Master Use Agreement with the Santa Monica-Malibu Unified School District.

An increased social media presence has helped the Department successfully engage with the public through Instagram, Twitter, and Facebook. Staff regularly creates new and exciting content and stories while maintaining a constant online presence to ensure that information is current and relevant to subscribers.

The administrative section of the Department oversees the management and operational functions, including capital improvement projects, budget administration, grant procurement, production of the City's Quarterly Newsletter and Recreation Guide, facility use permits, and administrative support for the Malibu Arts Commission, Harry Barovsky Memorial Youth Commission, and the Parks & Recreation Commission.

The Department currently operates with nine full-time employees and 25 part-time and seasonal employees. Contract instructors and volunteers are also used to support programs and activities throughout the year.

Several Community Services Department programs and events were postponed or canceled during Fiscal Year 2020-2021 due to the COVID-19 pandemic. Many of these programs and events are expected to resume as COVID-19 restrictions are eased during Fiscal Year 2021-2022.

Staffing	2019-20 Actual	2020-21 Budget	2021-22 Proposed
Community Services Director	0.80	0.80	0.80
Comm. Services Deputy Director	0.70	0.70	0.70
Recreation Supervisor	0.45	0.70	0.65
Recreation Coordinator	0.50	0.20	0.60
Administrative Assistant	0.95	0.95	0.95
Media Assistant	0.12	0.06	0.05
Recreation Assistant	2.92	2.12	2.50
Total	6.44	5.53	6.25

EXPENDITURE DETAIL

Fund 100 - General

Program 4001 - General Recreation

Object	Description	2018-19 Actual	2019-20 Actual	2020-21 Adopted	2020-21 Projected	2021-22 Proposed
4101	Full-Time Salaries	316,582	326,656	364,449	319,080	403,027
4102	Part-Time Salaries	86,504	90,919	74,549	57,184	91,933
4104	Overtime	762	1,135	1,000	172	1,000
4201	Retirement	44,987	45,276	56,233	51,213	61,311
4202	Health Insurance	46,530	43,038	50,402	48,973	56,941
4203	Vision Insurance	680	581	660	608	713
4204	Dental Insurance	4,186	3,622	3,990	3,585	4,302
4205	Life Insurance	620	524	613	584	667
4208	Deferred Compensation	2,949	2,150	2,400	2,268	2,400
4209	Disability Insurance	2,873	2,875	2,676	3,129	3,748
4210	Other	9,691	24,214	13,943	15,292	15,800
Total Salaries & Benefits		\$ 516,364	\$ 540,990	\$ 570,915	\$ 502,089	\$ 641,841
5100	Professional Services	7,823	2,482	6,800	665	3,500
5107	Contract Personnel	1,800	-	500	-	1,600
5205	Postage	7,725	8,000	8,000	4,980	8,000
5300	Travel & Training	3,866	1,910	2,000	107	6,000
5330	Dues & Memberships	2,500	1,040	2,000	1,527	2,400
5340	Transportation & Mileage	343	186	300	-	300
5401	Advertising & Noticing	112	75	1,000	139	1,400
5405	Printing	39,171	30,057	41,500	65	41,600
5721	Telephone	11,638	15,392	10,000	12,199	12,600
6120	Computer Software	3,300	4,020	5,600	4,400	6,700
6160	Operating Supplies	15,031	12,559	7,000	8,503	12,000
Total Operating & Maintenance		\$ 93,309	\$ 75,721	\$ 84,700	\$ 32,584	\$ 96,100
8500	Information Systems Allocation	31,500	31,500	31,500	31,500	31,500
Total Internal Service Charges		\$ 31,500	\$ 31,500	\$ 31,500	\$ 31,500	\$ 21,016
Total Expenditures		\$ 641,173	\$ 648,211	\$ 687,115	\$ 566,173	\$ 758,957
Source of Funds						
General Fund 100		641,173	648,211	687,115	566,173	758,957
Total Source of Funds		\$ 641,173	\$ 648,211	\$ 687,115	\$ 566,173	\$ 758,957

AQUATICS

The City operates aquatics programming at the Malibu Community Pool at Malibu High School through a Master Use Agreement with the Santa Monica-Malibu Unified School District.

The Department offers more than 1,600 hours of programming annually for residents of all ages. Swim lessons for all skill levels are offered during the fall, spring, and summer for children ages 1-17. Introductory programs teach water safety and confidence, while advanced programs focus on stroke refinement, conditioning, and diving techniques. The Malibu Seawolves Swim Team and Youth Water Polo are competitive programs taught by contract instructors for swimmers ages 8-14.

Aquatic programs for adults include the year-round Malibu Masters Swim Club in partnership with the Malibu Aquatic Foundation and Aqua Aerobics, which is offered during the summer and fall. Special events include Water Safety Day, Splish, Splash, Storytime in coordination with the Malibu Library, CineMalibu Dive-In Movie, and Leo Cabrillo State Lifeguard tryouts.

Additionally, the City maintains high safety standards for Lifeguards and Managers, including over 350 dedicated training hours annually for Lifeguard Certification, First Aid/CPR/AED Certification, Water Safety Instructor Training, and Title 22 Training.

Several Aquatics programs were postponed or canceled during Fiscal Year 2020-2021 due to the COVID-19 pandemic. Many of these programs are expected to resume as COVID-19 restrictions are eased during Fiscal Year 2021-2022.

Staffing	2019-20 Actual	2020-21 Budget	2021-22 Proposed
Recreation Supervisor	0.30	0.30	0.40
Recreation Coordinator	0.00	0.20	0.10
Pool Manager	0.89	0.73	0.85
Lifeguard	2.19	1.77	2.65
Total	3.38	3.00	4.00

EXPENDITURE DETAIL

Fund 100 - General

Program 4002 - Aquatics

Object	Description	2018-19 Actual	2019-20 Actual	2020-21 Adopted	2020-21 Projected	2021-22 Proposed
4101	Full-Time Salaries	27,821	26,119	42,652	38,367	48,170
4102	Part-Time Salaries	79,500	84,576	88,984	106,667	125,999
4104	Overtime	253	205	250	-	250
4201	Retirement	7,794	6,932	12,508	8,808	14,599
4202	Health Insurance	13,677	13,888	16,340	17,171	19,713
4203	Vision Insurance	209	200	236	217	258
4204	Dental Insurance	1,230	1,150	1,357	1,184	1,493
4205	Life Insurance	148	136	170	168	170
4209	Disability Insurance	429	408	1,267	572	1,620
4210	Other	3,075	6,171	5,344	5,205	6,429
Total Salaries & Benefits		\$ 134,136	\$ 139,785	\$ 169,108	\$ 178,359	\$ 218,701
5107	Contract Personnel	81,396	58,520	92,000	67,309	110,000
5300	Travel & Training	407	1,140	1,200	-	1,400
5330	Dues & Memberships	2,530	1,888	2,800	260	2,500
5401	Advertising & Noticing	115	26	1,100	-	1,100
6160	Operating Supplies	6,207	3,805	4,500	1,983	7,000
Total Operating & Maintenance		\$ 90,655	\$ 65,379	\$ 101,600	\$ 69,552	\$ 122,000
Total Expenditures		\$ 224,791	\$ 205,164	\$ 270,708	\$ 247,911	\$ 340,701
Source of Funds						
General Fund 100		224,791	205,164	270,708	247,911	340,701
Total Source of Funds		\$ 224,791	\$ 205,164	\$ 270,708	\$ 247,911	\$ 340,701

DAY CAMPS

Day Camps consist of supervised camps and activities during winter and spring breaks, as well as the summer months. Most camps take place at Malibu Bluffs Park except sport-specific camps requiring special facilities such as tennis, basketball, volleyball, and track and field. Sport-specific camps take place at Santa Monica-Malibu Unified School District facilities.

Sports camps offered by the Department include baseball, basketball, flag football, soccer, tennis, softball, and volleyball. In addition to athletic programming, the City offers enrichment camps for children ages 3-6, including Science, Technology, Engineering, Art and Mathematics (STEAM) programming, music, marine biology, animation, animal adventures, and Lego™ engineering.

The popular Surf Camp takes place during spring break and summer break, with more than 160 local youth participating in the program annually. The camp takes place at Surfrider Beach near the Malibu Pier.

Several Day Camps were reduced or canceled during Fiscal Year 2020-2021 due to the COVID-19 pandemic. Many of these programs are expected to resume as COVID-19 restrictions are eased during Fiscal Year 2021-2022.

Staffing	2019-20 Actual	2020-21 Budget	2021-22 Proposed
Recreation Supervisor	0.10	0.10	0.10
Recreation Coordinator	0.20	0.20	0.30
Recreation Assistant	0.34	0.22	0.38
Total	0.64	0.52	0.78

EXPENDITURE DETAIL

Fund 100 - General
Program 4004 - Day Camp

Object	Description	2018-19 Actual	2019-20 Actual	2020-21 Adopted	2020-21 Projected	2021-22 Proposed
4101	Full-Time Salaries	15,798	21,293	23,104	8,907	20,506
4102	Part-Time Salaries	6,959	4,367	7,484	3,785	13,780
4104	Overtime	42	120	250	-	250
4201	Retirement	1,690	2,417	2,979	1,772	3,993
4202	Health Insurance	999	2,772	4,002	2,259	5,183
4203	Vision Insurance	39	50	56	32	64
4204	Dental Insurance	226	291	326	191	388
4205	Life Insurance	28	31	34	13	36
4209	Disability Insurance	154	190	219	84	191
4210	Other	394	498	918	235	1,206
Total Salaries & Benefits		\$ 26,329	\$ 32,029	\$ 39,372	\$ 17,277	\$ 45,597
5107	Contract Personnel	37,781	26,066	38,000	15,773	43,000
5401	Advertising & Noticing	191	-	800	67	800
6160	Operating Supplies	5,468	3,985	5,600	560	7,500
Total Operating & Maintenance		\$ 43,440	\$ 30,051	\$ 44,400	\$ 16,400	\$ 51,300
Total Expenditures		\$ 69,769	\$ 62,080	\$ 83,772	\$ 33,677	\$ 96,897
Source of Funds						
General Fund 100		69,769	62,080	83,772	33,677	96,897
Total Source of Funds		\$ 69,769	\$ 62,080	\$ 83,772	\$ 33,677	\$ 96,897

SKATE PARK

The Temporary Skate Park opened in July 2020, giving local skaters their first public skate space since the closure of Papa Jacks Skate Park in 2011. The 12,320 square foot skate park features transition and street style elements in a progressive design, crafted with input from local skaters.

A large drop-off area and ample parking was also included in the project, to ensure safe access for skaters and parents. The Temporary Skate Park will be in place for 24-30 months while a permanent skate park is designed and built on east side the same parcel.

Beginning in Fiscal Year 2021-2022, staff will coordinate skate classes and programs at the Temporary Skate Park to encourage skill development and interaction amongst local youth.

Staffing	2019-20 Actual	2020-21 Budget	2021-22 Proposed
Recreation Supervisor	0.00	0.15	0.20
Recreation Coordinator	0.00	0.00	0.10
Recreation Assistant	0.00	0.13	1.53
Total	0.00	0.28	1.83

EXPENDITURE DETAIL

Fund 100 - General
Program 4005 - Skate Park

Object	Description	2018-19 Actual	2019-20 Actual	2020-21 Adopted	2020-21 Projected	2021-22 Proposed
4101	Full-Time Salaries	-	-	9,998	-	24,460
4102	Part-Time Salaries	-	-	40,085	33,556	54,689
4104	Overtime	-	-	250	9	250
4201	Retirement	-	-	853	436	2,602
4202	Health Insurance	-	-	1,279	-	1,827
4203	Vision Insurance	-	-	17	-	20
4204	Dental Insurance	-	-	95	-	123
4205	Life Insurance	-	-	15	-	43
4209	Disability Insurance	-	-	98	-	227
4210	Other	-	-	388	487	2,156
Total Salaries & Benefits		\$ -	\$ -	\$ 53,078	\$ 34,488	\$ 86,396
5100	Professional Services	-	-	-	5,647	-
5107	Contract Personnel	-	-	25,800	19,337	5,500
5401	Advertising	-	-	-	715	3,000
5640	Equipment Maintenance	-	-	1,500	-	2,500
6160	Operating Supplies	-	-	2,000	2,839	2,000
Total Operating & Maintenance		\$ -	\$ -	\$ 29,300	\$ 28,537	\$ 13,000
Total Expenditures		\$ -	\$ -	\$ 82,378	\$ 63,025	\$ 99,396
Source of Funds						
General Fund 100		-	-	82,378	63,025	99,396
Total Source of Funds		\$ -	\$ -	\$ 82,378	\$ 63,025	\$ 99,396

SPORTS

Youth sports programs are designed for boys and girls in grades kindergarten through 8th. City staff, volunteer coaches, and independent contract instructors lead competitive sports leagues. Programs for younger athletes include flag football, basketball, and coach-pitch baseball with the focus on sportsmanship, fundamentals, and communication. In addition to recreation and instruction, the middle school sports program serves as a feeder program for high school athletics, including volleyball, basketball, cross country, cheerleading, and tennis.

Girl-specific sports programs, clinics, and sports leagues are also offered throughout each year, including volleyball, tennis, basketball, and softball.

The Itty Bitty sports program gives children under the age of five an introduction to sports over a four to six week period. Contract instructors focus on age-appropriate activities and games that include fundamentals and sport concepts. Children in the Itty Bitty classes also receive a medal or participation award at the end of the program.

Adults have an opportunity to play in the drop-in basketball program at the Malibu High School gymnasium throughout the year. Adult softball leagues are held at Malibu Bluffs Park, allowing adults to engage in athletics during the summer and fall season.

Sports programs were canceled during Fiscal Year 2020-2021 due to the COVID-19 Pandemic. These programs are expected to resume as COVID-19 restrictions are eased during Fiscal Year 2021-2022.

Staffing	2019-20 Actual	2020-21 Budget	2021-22 Proposed
Recreation Supervisor	0.10	0.10	0.10
Recreation Coordinator	0.30	0.35	0.30
Recreation Assistant	1.02	0.73	0.95
Total	1.42	1.18	1.35

EXPENDITURE DETAIL

Fund 100 - General

Program 4006 - Sports

Object	Description	2018-19 Actual	2019-20 Actual	2020-21 Adopted	2020-21 Projected	2021-22 Proposed
4101	Full-Time Salaries	38,898	26,815	33,102	9,093	20,506
4102	Part-Time Salaries	20,541	18,536	25,605	5,761	34,900
4104	Overtime	102	173	250	-	250
4201	Retirement	3,922	3,014	4,002	1,809	4,268
4202	Health Insurance	1,998	3,217	5,280	2,259	5,183
4203	Vision Insurance	88	61	73	19	64
4204	Dental Insurance	515	351	421	137	388
4205	Life Insurance	67	40	49	13	36
4209	Disability Insurance	366	258	317	84	191
4210	Other	1,002	778	1,638	271	1,744
Total Salaries & Benefits		\$ 67,499	\$ 53,243	\$ 70,737	\$ 19,447	\$ 67,530
5107	Contract Personnel	16,253	13,182	23,800	15,116	16,600
5107.01	Contract Personnel - Girls Sports	-	4,661	6,000	-	6,000
5300	Travel & Training	-	735	1,200	-	-
5330	Dues & Memberships	183	-	250	93	250
5340	Transportation & Mileage	317	103	300	-	300
5401	Advertising & Noticing	4,099	1,274	1,000	233	2,000
6160	Operating Supplies	17,889	14,761	18,000	1,777	15,000
Total Operating & Maintenance		\$ 38,741	\$ 34,716	\$ 50,550	\$ 17,220	\$ 40,150
Total Expenditures		\$ 106,240	\$ 87,959	\$ 121,287	\$ 36,667	\$ 107,680
Source of Funds						
General Fund 100		106,240	87,959	121,287	36,667	107,680
Total Source of Funds		\$ 106,240	\$ 87,959	\$ 121,287	\$ 36,667	\$ 107,680

COMMUNITY CLASSES

Community classes cover a broad spectrum of educational and recreational opportunities for people of all ages and interests. Classes take place at City facilities as well as shared-use facilities. The Department also offers after-school enrichment programs in coordination with the Boys and Girls Club of Malibu for children in Kindergarten through 5th grade.

Parent & Me programs focus on providing children with opportunities to develop social, cognitive, and motor skills while bonding with a caregiver. Preschool classes focus on the development of social skills, coordination, and self-expression through art classes, music, and theater arts. School-aged children continue to develop social skills and explore their interests while participating in programs such as sports, music, acting, computer science, dance, and art.

Programs for adults provide opportunities for social interaction, developing a hobby, fitness, or improving a skill. The Department offers one-day workshops on a variety of topics, including health and wellness, crafts, cooking, and writing. The workshops give participants a chance to learn new skills or hobbies in a brief one-day class.

Additional teen programming is coordinated with the assistance of the Harry Barovsky Memorial Youth Commission. The programs and activities promote self-confidence, health, volunteerism, and educational programs.

Several community classes and programs were reduced or canceled during Fiscal Year 2020-2021 due to the COVID-19 Pandemic. These programs are expected to resume as COVID-19 restrictions are eased during Fiscal Year 2021-2022.

Staffing	2019-20 Actual	2020-21 Budget	2021-22 Proposed
Recreation Supervisor	0.25	0.20	0.20
Recreation Coordinator	0.40	0.40	0.35
Recreation Assistant	0.50	0.27	0.34
Total	1.15	0.87	0.89

EXPENDITURE DETAIL

Fund 100 - General

Program 4007 - Community Classes

Object	Description	2018-19 Actual	2019-20 Actual	2020-21 Adopted	2020-21 Projected	2021-22 Proposed
4101	Full-Time Salaries	61,529	45,647	44,323	37,592	42,527
4102	Part-Time Salaries	2,671	4,735	4,584	2,136	12,523
4104	Overtime	42	244	250	168	250
4201	Retirement	4,928	3,287	3,615	3,109	3,450
4202	Health Insurance	7,111	3,453	7,068	7,681	6,394
4203	Vision Insurance	116	48	81	100	71
4204	Dental Insurance	668	269	490	449	429
4205	Life Insurance	109	82	85	80	78
4209	Disability Insurance	582	423	434	379	395
4210	Other	2,033	1,300	1,910	732	1,873
Total Salaries & Benefits		\$ 79,789	\$ 59,488	\$ 62,840	\$ 52,427	\$ 67,990
5107	Contract Personnel	49,629	40,773	27,000	6,843	89,250
5300	Travel & Training	-	97	1,200	-	1,500
5330	Dues & Memberships	790	836	800	-	1,000
5340	Transportation & Mileage	-	-	350	-	350
5401	Advertising and Noticing	31	-	2,700	-	2,700
6160	Operating Supplies	3,223	1,213	2,000	873	4,500
Total Operating & Maintenance		\$ 53,673	\$ 42,919	\$ 34,050	\$ 7,716	\$ 99,300
Total Expenditures		\$ 133,462	\$ 102,407	\$ 96,890	\$ 60,143	\$ 167,290
Source of Funds						
General Fund 100		133,462	102,407	96,890	60,143	167,290
Total Source of Funds		\$ 133,462	\$ 102,407	\$ 96,890	\$ 60,143	\$ 167,290

SENIOR ADULTS

The City's Senior and Active Adult Center, located in Malibu City Hall offers various recreational programs at low or no cost to participants, including choir, tap dance, art, and yoga. Additional outreach programs such as health screenings, technology assistance, and financial planning provide valuable information to seniors.

The Department works with vendors and medical professionals to offer free informational lectures on various topics, including Alzheimer's awareness, nutrition, wellness, and healthy aging. Emeritus College uses City facilities to provide enrichment classes such as modern poetry, autobiography, creative writing, and drawing.

The Senior Center hosts the Monthly Luncheon event with catered food, live entertainment, and raffle prizes. Approximately 80 seniors attend the monthly event, which partners with local businesses that donate food and raffle prizes.

The Senior Center is open Monday through Friday for social interaction, outreach services, and programming. The Center provides access to resources in the form of library materials, DVDs, and computers with internet service and Wi-Fi capabilities. Fitness activities, luncheons, and monthly excursions afford a variety of opportunities for participants to become involved in community programs.

Senior classes and programs were canceled during Fiscal Year 2020-2021 due to the COVID-19 Pandemic. Many of these programs are expected to resume as COVID-19 restrictions are eased during Fiscal Year 2021-2022.

Staffing	2019-20 Actual	2020-21 Budget	2021-22 Proposed
Recreation Supervisor	0.10	0.10	0.15
Recreation Coordinator	0.80	0.70	0.70
Recreation Assistant	0.98	0.69	1.15
Total	1.88	1.49	2.00

EXPENDITURE DETAIL

Fund 100 - General

Program 4008 - Senior Adults

Object	Description	2018-19 Actual	2019-20 Actual	2020-21 Adopted	2020-21 Projected	2021-22 Proposed
4101	Full-Time Salaries	57,406	45,646	56,431	51,773	64,547
4102	Part-Time Salaries	27,977	26,946	20,446	1,452	43,541
4104	Overtime	131	68	250	-	250
4201	Retirement	5,330	4,545	5,824	5,180	7,233
4202	Health Insurance	9,207	7,913	7,878	7,860	9,292
4203	Vision Insurance	122	117	113	108	129
4204	Dental Insurance	705	665	642	597	742
4205	Life Insurance	133	123	114	113	121
4209	Disability Insurance	536	547	545	528	600
4210	Other	2,374	1,971	3,122	1,073	3,883
Total Salaries & Benefits		\$ 103,921	\$ 88,541	\$ 95,365	\$ 68,685	\$ 130,338
5107	Contract Personnel	26,097	21,140	15,000	-	21,000
5205	Postage	5,800	5,000	5,000	-	5,000
5300	Travel & Training	1,628	997	1,200	-	1,200
5340	Transportation & Mileage	78	51	350	-	350
6160	Operating Supplies	16,535	14,733	16,000	1,025	16,000
6175	Recreation Transportation	3,214	2,395	1,200	-	1,200
6176	Recreation Trip Admissions	-	-	3,500	-	2,250
Total Operating & Maintenance		\$ 53,352	\$ 44,316	\$ 42,250	\$ 1,025	\$ 47,000
Total Expenditures		\$ 157,273	\$ 132,857	\$ 137,615	\$ 69,711	\$ 177,338
Source of Funds						
General Fund 100		157,273	132,857	137,615	69,711	177,338
Total Source of Funds		\$ 157,273	\$ 132,857	\$ 137,615	\$ 69,711	\$ 177,338

PARK MAINTENANCE

The primary goal of the Park Maintenance Division is to provide safe and clean facilities while protecting the natural resources and surrounding areas. Landscape and facility maintenance is conducted for the following areas:

- Charmlee Wilderness Park located at 2577 Encinal Canyon Road consists of 532 acres of open space and hiking trails within the Santa Monica Mountains Coastal Slope Environment. The park was heavily damaged during the 2018 Woolsey Fire, but reopened to the public in October 2020.
- Malibu Bluffs Park located at 24250 Pacific Coast Highway (PCH) is a ten-acre community park that includes two baseball fields, a multi-use sports field, three playground areas, three picnic areas, a workout station, a community center building, restrooms (3 sets), parking lot, sidewalks, six acres of turf area, full recycled water irrigation system, native vegetation, and landscaped areas adjacent to the community center and parking lot.
- Temporary Skate Park is located at 24250 Pacific Coast Highway (PCH) and features 13,320 square feet of skateable space for all ages. The skate park opened to the public in July 2020 and will be in place during the design and construction of a permanent skate park on the same parcel.
- Malibu Equestrian Park located at 6225 Merritt Drive consists of two riding arenas, a picnic area, restroom building, riding trails, parking lots and native vegetation.
- Trancas Canyon Park located at 6050 Trancas Canyon Road is a six and one-half acre neighborhood park containing an access road, vehicle parking, playground, dog park, restroom building, picnic shelter, full irrigation system, native vegetation and one and one quarter (1¼) acre turf field.
- Las Flores Creek Park located at 3805 Las Flores Creek Road is a four-acre neighborhood park situated along Las Flores Creek with walking paths, restroom building, picnic areas, playground, full irrigation system and native vegetation.
- Legacy Park located at 23500 Civic Center Way is a fifteen-acre park consisting of native vegetation (xeriscape), full irrigation system and pedestrian walkways.
- Three Medians located at John Tyler Ave and PCH, Malibu Canyon Rd and Civic Center Way, and PCH at Webb Way.
- Streetscape, walkways, and native vegetation along Cross Creek Road and Civic Center Way

Maintenance expenses for Legacy Park are covered in the Legacy Park Division Budget 7008.

Staffing	2019-20 Actual	2020-21 Budget	2021-22 Proposed
Parks Supervisor	0.75	0.75	0.75
Park Maintenance Worker	0.75	0.75	0.75
Recreation Assistant	0.82	0.82	0.80
Total	2.32	2.32	2.30

EXPENDITURE DETAIL

Fund 100 - General

Program 4010 - Park Maintenance

Object	Description	2018-19 Actual	2019-20 Actual	2020-21 Adopted	2020-21 Projected	2021-22 Proposed
4101	Full-Time Salaries	118,606	121,222	126,662	116,743	131,049
4102	Part-Time Salaries	18,968	22,980	28,746	15,968	28,689
4104	Overtime	157	283	500	65	500
4201	Retirement	20,632	21,677	24,118	23,069	24,748
4202	Health Insurance	29,965	32,395	34,458	35,225	36,653
4203	Vision Insurance	491	494	501	476	501
4204	Dental Insurance	2,989	2,949	2,989	2,749	2,989
4205	Life Insurance	221	211	213	212	213
4209	Disability Insurance	1,130	1,109	1,173	1,175	1,219
4210	Other	3,959	4,508	5,951	5,377	6,061
Total Salaries & Benefits		\$ 197,118	\$ 207,828	\$ 225,311	\$ 201,060	\$ 232,623
5100	Professional Services	258,655	275,537	406,000	375,000	350,000
5127	Weed Abatement	16,823	42,555	75,000	10,524	75,500
5130	Parks Maintenance	133,786	192,239	160,000	161,525	160,000
5300	Travel & Training	1,180	230	1,600	-	3,000
5340	Transportation & Mileage	-	-	400	-	350
5610	Facilities Maintenance	34,206	23,513	47,000	4,173	64,000
5612	Sewer Service Fees	2,158	4,669	5,500	3,837	7,500
5640	Equipment Maintenance	384	996	1,300	480	1,300
5710	Facilities Rent	6,339	5,011	5,000	20,589	7,000
5721	Telephone	5,865	6,261	7,000	6,293	7,000
5722	Electricity	11,930	8,181	20,000	6,961	20,000
5723	Water	85,711	85,162	85,000	75,000	85,000
5725	Trash Pickup/Recycling	-	-	-	-	11,000
6160	Operating Supplies	7,849	12,489	17,000	22,380	17,000
6300	Tools & Minor Equipment	4,158	3,611	4,000	2,704	4,000
6400	Clothing & Emergency Gear	1,281	1,350	1,900	2,151	2,000
6600	Equipment Parts	-	420	1,000	537	1,000
Total Operating & Maintenance		\$ 570,325	\$ 662,224	\$ 837,700	\$ 692,156	\$ 815,650
7300	Capital Outlay	11,919	60,110	30,000	-	30,000
7800	Equipment	-	-	-	-	13,000
Total Capital Outlay		\$ 11,919	\$ 60,110	\$ 30,000	\$ -	\$ 43,000
8100	Vehicle Allocation	10,000	10,000	-	-	12,000
8500	Information Systems Allocation	9,000	9,000	9,000	9,000	9,000
Total Internal Service Charges		\$ 19,000	\$ 19,000	\$ 9,000	\$ 9,000	\$ 21,000
Total Expenditures		\$ 798,362	\$ 949,162	\$ 1,102,011	\$ 902,216	\$ 1,112,273
Source of Funds						
General Fund 100		798,362	949,162	1,102,011	902,216	1,082,273
Deferred Maintenance - City Facilities Reserve		-	-	30,000	-	30,000
Parkland Development Fund		-	-	75,000	75,000	-
Total Source of Funds		\$ 798,362	\$ 949,162	\$ 1,207,011	\$ 977,216	\$ 1,112,273

SPECIAL EVENTS

The Community Services Department coordinates several special events throughout the year, including Chumash Day, Breakfast with Santa, the Halloween Carnival, Spring Spectacular, Touch-A-Truck, and the Student Art Exhibit. Additional smaller events such as Tiny Tot Olympics, CineMalibu, and Gold Hunt are also held annually.

Special event programming have evolved and grown over the past, including the City's Cars and Coffee monthly event as well as teen events sponsored by the Harry Barovsky Memorial Youth Commission.

The Department continues to strive toward zero-waste events by implementing new options for trash disposal such as composting, recycling, utilizing landfill containers, reducing the number of plastic give-a-ways, and reusing decorations.

In-person special events were canceled during Fiscal Year 2020-2021 due to the COVID-19 Pandemic. Many of these events are expected to resume in the second half of Fiscal Year 2021-2022 as COVID-19 restrictions are eased.

Staffing	2019-20 Actual	2020-21 Budget	2021-22 Proposed
Recreation Supervisor	0.60	0.40	0.20
Recreation Coordinator	0.60	0.60	0.35
Recreation Assistant	0.86	0.50	0.54
Total	2.06	1.50	1.09

EXPENDITURE DETAIL

Fund 100 - General

Program 4011 - Special Events

Object	Description	2018-19 Actual	2019-20 Actual	2020-21 Adopted	2020-21 Projected	2021-22 Proposed
4101	Full-Time Salaries	20,738	73,228	75,858	59,396	41,347
4102	Part-Time Salaries	20,613	15,041	3,496	1,569	19,807
4104	Overtime	-	597	1,000	184	1,000
4201	Retirement	1,665	6,260	7,263	5,868	4,198
4202	Health Insurance	1,534	5,191	11,015	9,792	6,648
4203	Vision Insurance	22	79	137	121	78
4204	Dental Insurance	126	453	816	723	469
4205	Life Insurance	33	119	138	120	75
4209	Disability Insurance	176	684	736	604	385
4210	Other	839	1,878	3,186	1,127	2,060
Total Salaries & Benefits		\$ 45,746	\$ 103,530	\$ 103,645	\$ 79,504	\$ 76,067
5107	Contract Personnel	20,136	2,825	4,500	-	22,500
5330	Dues & Memberships	1,274	1,712	-	-	2,000
5401	Advertising & Noticing	2,707	772	1,000	219	5,750
5640	Equipment Maintenance	1,600	-	200	-	500
6160	Operating Supplies	35,067	14,936	6,200	1,845	28,000
6175	Recreation Transportation	4,075	-	-	-	4,500
Total Operating & Maintenance		\$ 64,859	\$ 20,245	\$ 11,900	\$ 2,064	\$ 63,250
8500	Information Systems Allocation	4,500	4,500	4,500	4,500	4,500
Total Internal Service Charges		\$ 4,500	\$ 4,500	\$ 4,500	\$ 4,500	\$ 4,500
Total Expenditures		\$ 115,105	\$ 128,275	\$ 120,045	\$ 86,068	\$ 143,817
Source of Funds						
General Fund 100		115,105	128,275	120,045	86,068	143,817
Total Source of Funds		\$ 115,105	\$ 128,275	\$ 120,045	\$ 86,068	\$ 143,817

MALIBU ARTS

The Community Services Department works with the Malibu Arts Commission to coordinate and produce several programs and projects related to arts within the Malibu community.

The Arts in Education program benefits local schools and features various speakers from different artistic backgrounds and art workshops for children across all grade levels. The program has provided students with insight into potential careers and creative expression they may not have otherwise received through existing school programs.

The Malibu Poet Laureate program continues to grow. The recruitment period for the City's fourth Poet Laureate began in Spring 2021 and the appointment will take place in Fiscal Year 2021-2022. The Poet Laureate will work with members of the Poety Laureate Committee to conduct poetry programs, writing workshops, and open-mic events for adults. Former Malibu Poet Laureate Ricardo Means Ybarra continues to engage with student poets through the Arts in Education program. The Poet Laureate Committee also works with community partners such as the Malibu Library and Pepperdine University to promote literary arts. *Call to the Wall* remains a popular event and encompasses literary art, visual art, music, and dance.

City Hall Art Exhibitions have allowed community artists to showcase their work in a public setting. Seasonal exhibitions feature up to 90 local artists and commence with an opening reception to recognize contributing artists and their work. Additionally, the Arts Commission is exploring options to host outdoor Art Exhibitions during Fiscal Year 2021-2022.

In-person Cultural Arts programs and events were canceled during Fiscal Year 2020-2021 due to the COVID-19 Pandemic. Many of these programs and events are expected to resume as COVID-19 restrictions are eased during Fiscal Year 2021-2022.

Staffing	2019-20 Actual	2020-21 Budget	2021-22 Proposed
Community Services Director	0.20	0.20	0.20
Comm. Services Deputy Director	0.30	0.30	0.30
Recreation Supervisor	0.10	0.10	0.00
Recreation Coordinator	0.20	0.20	0.20
Administrative Assistant	0.05	0.05	0.05
Recreation Assistant	0.17	0.17	0.38
Total	1.02	1.02	1.13

EXPENDITURE DETAIL

Fund 100 - General

Program 4012 - Malibu Arts

Object	Description	2018-19 Actual	2019-20 Actual	2020-21 Adopted	2020-21 Projected	2021-22 Proposed
4101	Full-Time Salaries	88,285	91,399	99,680	77,449	88,340
4102	Part-Time Salaries	3,255	5,598	1,774	1,496	14,506
4104	Overtime	194	158	250	-	250
4201	Retirement	13,697	13,599	16,951	14,531	16,245
4202	Health Insurance	14,950	10,792	13,454	11,543	11,876
4203	Vision Insurance	195	140	158	129	122
4204	Dental Insurance	1,238	850	958	793	758
4205	Life Insurance	121	128	146	121	130
4208	Deferred Compensation	-	525	600	567	600
4209	Disability Insurance	805	787	693	728	822
4210	Other	2,312	1,933	3,308	1,360	3,224
Total Salaries & Benefits		\$ 125,052	\$ 125,909	\$ 137,972	\$ 108,717	\$ 136,872
5107	Contract Personnel	8,550	13,600	2,000	2,000	10,000
5300	Travel & Training	-	-	-	-	1,000
5330	Dues & Membership	-	-	-	-	1,000
5401	Advertising & Noticing	6,062	4,676	3,500	3,217	9,000
6160	Operating Supplies	9,290	6,677	3,500	2,653	5,000
Total Operating & Maintenance		\$ 23,902	\$ 24,953	\$ 9,000	\$ 7,871	\$ 26,000
8500	Information Systems Allocation	4,500	4,500	4,500	4,500	4,500
Total Internal Service Charges		\$ 4,500	\$ 4,500	\$ 4,500	\$ 4,500	\$ 4,500
Total Expenditures		\$ 153,454	\$ 155,362	\$ 151,472	\$ 121,088	\$ 167,372
Source of Funds						
General Fund 100		153,454	155,362	151,472	121,088	167,372
Total Source of Funds		\$ 153,454	\$ 155,362	\$ 151,472	\$ 121,088	\$ 167,372

LEGACY PARK

In 2006, the City of Malibu purchased the 20-acre parcel located in the Civic Center at the southeast corner of Civic Center Way and Webb Way. The site consists of approximately 17 acres of vacant land and three acres of commercially developed property. The \$25 million property was purchased using a combination of state and local grants, community donations, debt financing and City General Fund dollars.

The vacant property was developed as a passive park and is now used as the dispersal site for treated wastewater and stormwater in the Civic Center area. The three buildings have remained as commercial tenants and provide a revenue source for the City to fund the payments of the debt financing as well as project planning and design costs, insurance, maintenance, and property management of the site. Certain clean water related expenses are also funded by this revenue source including Clean Water (3003) and City Facilities (3007).

In 2018, the City partnered with a consultant to begin the Legacy Park Rehabilitation Project. The project's purpose is to analyze growing conditions within the park to determine which native plant species are best suited to the soil and irrigation. The analysis was completed in 2019, and 15 test plots were planted throughout the park. Due to the success of the original 15 plots, 10 additional test plots were planted in Fiscal Year 2020-2021. Funding to extend the agreement with the project consultant is included in the Budget for Fiscal Year 2021-2022 to ensure the continued success of the project and the park.

Debt service is budgeted to Department 7004 and the Operations of the property are budgeted to Department 7008.


Staff salaries and professional services directly related to Legacy Park are charged directly to this account. Additionally, the charge for sewer service fees to account for the connection to the Civic Center Water Treatment Facility will increase as wastewater rates are projected to increase significantly starting in Fiscal Year 2021-2022. These sewer service fees will be reimbursed by the commercial tenants.

Staffing	2019-20 Actual	2020-21 Budget	2021-21 Proposed
Parks Supervisor	0.25	0.25	0.25
Park Maintenance Worker	0.25	0.25	0.25
Recreation Assistant	0.46	0.46	0.65
Total	0.96	0.96	1.15

EXPENDITURE DETAIL

Fund 500 - Legacy Park
Program 7008 - Legacy Park Operations

Object	Description	2018-19 Actual	2019-20 Actual	2020-21 Adopted	2020-21 Projected	2021-22 Proposed
4101	Full-Time Salaries	39,729	40,306	42,221	39,248	43,683
4102	Part-Time Salaries	12,466	5,264	17,520	3,456	22,517
4104	Overtime	-	87	250	21	250
4201	Retirement	6,812	7,194	8,142	7,665	8,418
4202	Health Insurance	9,988	10,798	11,486	11,741	12,218
4203	Vision Insurance	164	165	167	165	167
4204	Dental Insurance	996	983	996	991	996
4205	Life Insurance	74	70	71	71	71
4209	Disability Insurance	368	371	391	377	406
4210	Other	1,382	1,296	2,186	823	2,351
Total Salaries & Benefits		\$ 71,979	\$ 66,534	\$ 83,430	\$ 64,559	\$ 91,077
5100	Professional Services	140,160	269,703	275,000	250,000	200,000
5130	Park Maintenance	82,478	100,355	86,000	85,000	92,000
5210	Service Fees and Charges	1,101	1,101	1,000	1,101	1,760
5510	Insurance Premiums	116,952	119,982	149,978	152,734	168,007
5610	Facilities Maintenance - Buildings	39,094	2,221	60,000	25,000	60,000
5612	Sewer Service Fees	65,650	89,325	88,000	87,534	120,000
5722	Electricity	16,544	18,048	18,000	16,723	18,000
5723	Water	17,722	39,666	26,000	39,711	40,000
6160	Operating Supplies	2,609	862	10,000	5,000	6,000
Total Operating & Maintenance		\$ 482,310	\$ 641,263	\$ 713,978	\$ 662,802	\$ 705,767
7300	Improvements	-	11,411	-	-	-
Total Capital Outlay		\$ -	\$ 11,411	\$ -	\$ -	\$ -
Total Expenditures		\$ 554,289	\$ 719,208	\$ 797,408	\$ 727,361	\$ 796,844
Source of Funds						
Legacy Park Project Fund 500		554,289	719,208	797,408	727,361	796,844
Total Source of Funds		\$ 554,289	\$ 719,208	\$ 797,408	\$ 727,361	\$ 796,844



ENVIRONMENTAL SUSTAINABILITY DEPARTMENT

Department Expenditures by Program

Department	Program	2018-19 Actual	2019-20 Actual	2020-21 Adopted	2020-21 Projected	2021-22 Proposed
2004	Building Safety/Sustainability	2,326,501	2,206,883	2,030,996	1,729,340	2,424,483
2010	Wastewater Management	670,453	610,300	639,388	554,763	767,478
3003	Clean Water	768,324	785,494	1,390,430	1,302,684	878,696
3004	Solid Waste Management	144,223	148,498	213,602	189,560	225,060
Total		\$ 3,909,501	\$ 3,751,175	\$ 4,274,416	\$ 3,776,346	\$ 4,295,716

BUILDING SAFETY AND SUSTAINABILITY

The Building Safety and Sustainability Program ensures that building projects within the City comply with all applicable codes to safeguard the health and safety of the community, private and public property, and the environment. Building Safety staff foster a sustainable community by facilitating the implementation of building construction, repair, and maintenance practices that minimize negative environmental impacts. Program staff oversee the City's sustainability program, which include outreach, incentives, and events relating to water conservation, energy efficiency, and renewable energy. Program staff also explore innovative options to increase environmental sustainability citywide. The program is funded through the General Fund with revenue support derived from building permit and inspection fees and grant awards.

Building Safety consultant expenses associated with the Woolsey Fire are accounted for in Division 3002. Staff time previously allocated to the Woolsey Fire in Fiscal Year 2020-2021 has been returned to this Department in the current year.

Staffing	2019-20 Actual	2020-21 Budget	2021-22 Proposed
ESD Director/Building Official	0.25	0.25	0.25
Deputy Building Official	0.00	0.00	0.50
ESD Manager	0.50	0.50	0.00
Associate Civil Engineer	0.00	0.00	1.00
Certified Plans Examiner	1.00	1.00	0.00
Senior Building Inspector	1.00	1.00	1.00
Building Inspector	2.00	2.00	2.00
Environmental Sustainability Analyst	1.00	1.00	1.00
Senior Permit Services Technician	2.00	2.00	2.00
Administrative Analyst	1.00	1.00	1.00
Office Assistant	2.00	2.00	2.00
Total	10.75	10.75	10.75

EXPENDITURE DETAIL

Fund 101 - General

Program 2004 - Building Safety and Sustainability

Object	Description	2018-19 Actual	2019-20 Actual	2020-21 Adopted	2020-21 Projected	2021-22 Proposed
4101	Full-Time Salaries	814,081	809,340	808,589	606,741	934,309
4102	Part-Time Salaries	7,965	1,146	-	-	-
4104	Overtime	2,875	15,889	2,000	7,379	10,000
4201	Retirement	119,308	108,969	104,532	66,041	114,050
4202	Health Insurance	114,412	125,087	111,208	90,763	141,778
4203	Vision Insurance	1,658	1,745	1,550	1,125	1,816
4204	Dental Insurance	10,078	10,301	9,122	6,377	10,557
4205	Life Insurance	1,259	1,150	1,112	745	1,289
4208	Deferred Compensation	728	527	750	663	750
4209	Disability Insurance	7,665	7,509	6,620	5,360	8,689
4210	Other	23,890	28,428	30,613	21,251	37,745
Total Salaries & Benefits		\$ 1,103,919	\$ 1,110,091	\$ 1,076,096	\$ 806,445	\$ 1,260,983
5100	Professional Services	1,095,549	927,410	858,000	816,705	995,000
5107	Contract Personnel	16,973	8,394	-	-	-
5210	Service Fees and Charges	9,305	44,176	7,500	21,857	30,000
5300	Travel & Training	10,412	7,969	10,000	2,513	13,500
5330	Dues & Memberships	707	1,783	2,500	2,048	2,500
5340	Mileage	766	372	1,000	-	500
5401	Advertising & Noticing	156	887	400	809	1,000
5405	Printing	416	1,936	2,000	901	2,000
5415	Public Records Printing	9,262	16,925	13,000	17,333	30,000
5721	Telephone	2,457	3,615	-	-	-
6130	Records Retention	4,847	7,457	2,500	2,335	10,000
6160	Operating Supplies	5,694	5,742	3,000	2,761	5,000
6200	Publications	345	4,748	4,000	3,941	4,000
6400	Clothing & Emergency Gear	1,193	878	1,500	2,189	2,500
Total Operating & Maintenance		\$ 1,158,082	\$ 1,032,292	\$ 905,400	\$ 873,395	\$ 1,096,000
8100	Vehicle Allocation	15,000	15,000	-	-	18,000
8500	Information Systems Allocation	49,500	49,500	49,500	49,500	49,500
Total Internal Service Charges		\$ 64,500	\$ 64,500	\$ 49,500	\$ 49,500	\$ 67,500
Total Expenditures		\$ 2,326,501	\$ 2,206,883	\$ 2,030,996	\$ 1,729,340	\$ 2,424,483
Source of Funds						
General Fund 101		2,326,501	2,206,883	2,030,996	1,729,340	2,424,483
Total Source of Funds		\$ 2,326,501	\$ 2,206,883	\$ 2,030,996	\$ 1,729,340	\$ 2,424,483

WASTEWATER MANAGEMENT PROGRAM

The Wastewater Management Program administers permitting, plan review, and oversight programs for Onsite Wastewater Treatment Systems (OWTS). Wastewater Management staff review development projects for OWTS compliance with Local Coastal Program requirements and state and local ordinances. The Program strives to maintain OWTS as a sustainable method of sewage disposal within the City. The statewide OWTS Policy establishes minimum requirements for local agencies permitting OWTS, and Wastewater Management staff maintain City codes and OWTS guidelines in conformance with these requirements. Wastewater Management staff also assist City Code Enforcement and Clean Water Program personnel in conducting investigations of wastewater related spills and illicit discharges. The program is funded through the General Fund with revenue support derived from plan review fees and OWTS permit fees.

Staffing	2019-20 Actual	2020-21 Budget	2021-22 Proposed
ESD Director/Building Official	0.25	0.00	0.25
Deputy Building Official	0.00	0.00	0.50
ESD Manager	0.50	0.50	0.00
Environmental Health Administrator	1.00	1.00	1.00
Wastewater Management Program Specialist	1.00	1.00	1.00
Permit Services Technician	1.00	1.00	1.00
Total	3.75	3.50	3.75

EXPENDITURE DETAIL

Fund 101 - General

Program 2010 - Wastewater Management

Object	Description	2018-19 Actual	2019-20 Actual	2020-21 Adopted	2020-21 Projected	2021-22 Proposed
4101	Full-Time Salaries	345,985	345,894	270,901	228,907	373,502
4104	Overtime	-	694	-	275	250
4201	Retirement	52,600	53,117	43,027	21,460	55,415
4202	Health Insurance	58,395	59,570	50,250	39,459	56,861
4203	Vision Insurance	958	936	781	496	675
4204	Dental Insurance	5,772	5,546	4,618	2,975	4,130
4205	Life Insurance	563	496	384	275	552
4208	Deferred Compensation	728	527	-	-	750
4209	Disability Insurance	3,263	3,094	2,194	1,513	3,474
4210	Other	9,581	12,134	10,883	5,088	12,868
Total Salaries & Benefits		\$ 477,845	\$ 482,008	\$ 383,038	\$ 300,447	\$ 508,478
5100	Professional Services	176,510	111,474	240,000	240,000	240,000
5300	Travel & Training	1,100	831	1,500	-	2,500
5330	Dues & Memberships	207	465	350	316	500
5340	Transportation & Mileage	94	-	-	-	-
5721	Telephone	936	1,038	-	-	-
6160	Operating Supplies	261	984	1,000	500	2,500
Total Operating & Maintenance		\$ 179,108	\$ 114,792	\$ 242,850	\$ 240,816	\$ 245,500
8500	Information Systems Allocation	13,500	13,500	13,500	13,500	13,500
Total Internal Service Charges		\$ 13,500	\$ 13,500	\$ 13,500	\$ 13,500	\$ 13,500
Total Expenditures		\$ 670,453	\$ 610,300	\$ 639,388	\$ 554,763	\$ 767,478
Source of Funds						
General Fund 101		670,453	610,300	639,388	554,763	767,478
Total Source of Funds		\$ 670,453	\$ 610,300	\$ 639,388	\$ 554,763	\$ 767,478

CLEAN WATER PROGRAM

The Clean Water Program serves to protect local surface waters (creeks, streams, and the ocean) and groundwater through actions that minimize and eliminate impacts of human activities that could adversely affect water quality and water supply. Program tasks are implemented using a holistic approach that includes education, outreach, conservation, and regulatory compliance projects. The program implements water quality monitoring and reporting tasks as required for City compliance with regulatory provisions of the Federal Clean Water Act and State Porter Cologne Act. As a local agency member of several regional cooperative partnerships and initiatives, the program contributes support to various water quality control projects and studies within the coastal watersheds of the North Santa Monica Bay, including the Malibu Creek and Lagoon Watershed. The program is funded through a combination of the Legacy Park Fund and the General Fund.

Staffing	2019-20 Actual	2020-21 Budget	2021-22 Proposed
ESD Director/Building Official	0.25	0.25	0.25
Environmental Program Coordinator	1.60	0.80	0.80
Administrative Assistant	1.00	1.00	1.00
Total	2.85	2.05	2.05

EXPENDITURE DETAIL

Fund 101 - General

Program 3003 - Clean Water Program

Object	Description	2018-19 Actual	2019-20 Actual	2020-21 Adopted	2020-21 Projected	2021-22 Proposed
4101	Full-Time Salaries	240,583	245,951	220,490	154,879	201,686
4104	Overtime	-	137	-	873	500
4201	Retirement	35,326	35,233	33,005	27,641	37,514
4202	Health Insurance	36,662	39,356	41,844	32,915	30,487
4203	Vision Insurance	521	545	560	425	344
4204	Dental Insurance	3,127	3,231	3,326	2,204	2,038
4205	Life Insurance	416	372	335	239	319
4208	Deferred Compensation	728	527	-	-	750
4209	Disability Insurance	2,274	2,148	2,114	1,491	1,876
4210	Other	6,610	6,692	9,068	7,160	6,494
Total Salaries & Benefits		\$ 326,247	\$ 334,192	\$ 310,742	\$ 227,827	\$ 282,008
5100	Professional Services	80,152	108,920	662,000	662,000	170,000
5100-02	Coordinated Integrated Monitoring Program	337,550	323,864	398,488	398,488	398,488
5300	Travel & Training	1,912	665	1,000	-	5,000
5330	Dues & Memberships	872	693	1,000	384	1,000
5340	Mileage	188	401	200	-	200
5401	Advertising & Noticing	1,733	-	-	-	1,500
5405	Printing	1,971	439	1,000	420	4,000
5721	Telephone	667	666	-	65	-
6160	Operating Supplies	2,972	2,154	2,500	-	3,000
Total Operating & Maintenance		\$ 428,017	\$ 437,802	\$ 1,066,188	\$ 1,061,357	\$ 583,188
8500	Information Systems Allocation	13,500	13,500	13,500	13,500	13,500
Total Internal Service Charges		\$ 13,500	\$ 13,500	\$ 13,500	\$ 13,500	\$ 13,500
Total Expenditures		\$ 767,764	\$ 785,494	\$ 1,390,430	\$ 1,302,684	\$ 878,696
Source of Funds						
General Fund 101		518,324	532,423	1,290,430	1,202,684	878,696
General Fund 100 - Water Quality Settlement		-	53,071	100,000	100,000	-
Legacy Park Fund 500		250,000	200,000	-	-	-
Total Source of Funds		\$ 768,324	\$ 785,494	\$ 1,390,430	\$ 1,302,684	\$ 878,696

SOLID WASTE MANAGEMENT

The Solid Waste Management Program implements the City's waste reduction, recycling, household hazardous waste, hauling policies, and other programmatic elements to meet the solid waste collection and diversion requirements mandated by state laws and regulations. Staff are preparing for the implementation of SB 1383, the most significant waste reduction law in California in the last 30 years. SB 1383 requires the City to provide organic collection services to all residents and businesses, establish an edible food recovery program, and procure recyclable and recovered organic products by 2022.

Activities of the Solid Waste Management Program include: residential and commercial disposal of recyclables, organic waste, landscape waste, and landfilled trash; mandatory recycling, and organics recycling program; edible food recovery program; inspections and monitoring for commercial business compliance; special collection events for hard to dispose of items; solid waste hauler permits; tracking and reporting to the State; and public education and outreach. The program is funded through the Solid Waste Management Fund with revenue support derived from waste hauler surcharge and recycling fees, as well as grant proceeds.

Staffing	2019-20 Actual	2020-21 Budget	2021-22 Proposed
ESD Director/Building Official	0.25	0.25	0.25
Sr. Env. Program Coordinator	0.00	0.00	0.00
Environmental Program Coordinator	0.40	0.20	0.20
Total	0.65	0.45	0.45

EXPENDITURE DETAIL

Fund 207 - Waste Management

Program 3004 - Solid Waste Management

Object	Description	2018-19 Actual	2019-20 Actual	2020-21 Adopted	2020-21 Projected	2021-22 Proposed
4101	Full-Time Salaries	77,585	85,111	84,826	69,738	69,705
4104	Overtime	-	-	-	-	-
4201	Retirement	11,568	11,515	13,820	12,957	12,965
4202	Health Insurance	6,609	9,235	10,617	7,668	6,579
4203	Vision Insurance	101	132	140	92	73
4204	Dental Insurance	594	777	831	542	433
4205	Life Insurance	135	117	146	129	117
4208	Deferred Compensation	728	527	750	746	750
4209	Disability Insurance	704	666	573	668	648
4210	Other	1,568	1,781	2,699	1,218	1,789
Total Salaries & Benefits		\$ 99,592	\$ 109,861	\$ 114,402	\$ 93,756	\$ 93,060
5100	Professional Services	35,567	33,331	40,000	40,000	70,000
5100.01	Dumpster Lid Enforcement	-	-	50,000	50,000	50,000
5401	Advertising & Noticing	3,454	2,218	2,500	2,486	4,000
5405	Printing	360	215	200	-	500
5850	Recycling Supplies	4,220	2,106	5,000	2,681	5,000
6160	Operating Supplies	1,030	767	1,500	638	2,500
Total Operating & Maintenance		\$ 44,631	\$ 38,637	\$ 99,200	\$ 95,804	\$ 132,000
Total Expenditures		\$ 144,223	\$ 148,498	\$ 213,602	\$ 189,560	\$ 225,060
Source of Funds						
Solid Waste Management Fund 207		144,223	148,498	163,602	139,560	150,060
General Fund - 100		-	-	50,000	50,000	75,000
Total Source of Funds		\$ 144,223	\$ 148,498	\$ 213,602	\$ 189,560	\$ 225,060



PLANNING

Department Expenditures by Program

Department	Program	2018-19 Actual	2019-20 Actual	2020-21 Adopted	2020-21 Projected	2021-22 Proposed
2001	Planning	2,329,694	2,574,810	2,497,026	2,404,763	2,830,499
2012	Code Enforcement	322,767	350,142	366,909	323,695	623,925
Total		\$ 2,652,461	\$ 2,924,952	\$ 2,863,935	\$ 2,728,457	\$ 3,454,424

PLANNING DEPARTMENT

The Planning Department assists the community in planning for the future and managing development consistent with the community vision, while meeting City regulatory obligations. Staff provide a wide range of professional advice and services to the public, applicants, outside agencies, the Planning Commission and the City Council. The Planning Department provides Current and Long Range Planning, Biological Services and Code Enforcement, as well as a robust public information and records management program. The Department also monitors the projects and activities of other agencies.

Current Planning includes reviewing entitlement requests for planning conformance and condition compliance and conducting California Environmental Quality Act environmental review.

Long Range Planning includes General Plan, Zoning Ordinance and Local Coastal Program updates in response to Council priorities, regulatory changes and community needs, plus preparation of special studies and coordination with other agencies (e.g., California Coastal Commission and Southern California Association of Governments) on recreational access, natural resources, affordable housing and transportation. The Department also provides GIS mapping and data.

Biological Services include review of project biology reports, landscape plans and landscape water conservation compliance, as well as staff support to the Environmental Review Board and the maintenance of Environmentally Sensitive Habitat Area maps.

The Department provides staff support to the Planning Commission, Zoning Ordinance Revisions and Code Enforcement Subcommittee (ZORACES), Environmental Review Board and Subdivision Review Committee, as well as project-specific committees as needed.

A primary Planning Department focus is improving public engagement and the public's access to information. Planning and development information may be gathered in person at the public counter, by phone, email, and online. The Department actively uses social media and is continuing to increase the number of planning related public records that are available through OnBase, the City's online information portal.

Planning Department consultant expenses associated with the Woolsey Fire are accounted for in Division 3002. Staff time previously allocated to the Woolsey Fire in Fiscal Year 2020-2021 has been returned to this Department in the current year.

Staffing	2019-20 Budget	2020-21 Adopted	2021-22 Proposed
Planning Director	1.00	0.50	1.00
Assistant Planning Director	1.00	0.50	1.00
Principal Planner	1.00	1.00	1.00
Senior Planner	1.00	0.00	0.00
Associate Planner	4.00	4.00	4.00
Assistant Planner	4.00	3.00	3.00
Planning Technician	2.00	3.00	4.00
Sr. Administrative Analyst	1.00	1.00	1.00
Administrative Assistant	1.00	1.00	1.00
Senior Office Assistant	1.00	0.00	0.00
Office Assistant	2.00	2.00	2.00
Planning Intern	0.50	0.00	0.00
Total	19.50	16.00	18.00

EXPENDITURE DETAIL

Fund 101 - General

Program 2001 - Current/Advanced Planning

Object	Description	2018-19 Actual	2019-20 Actual	2020-21 Adopted	2020-21 Projected	2021-22 Proposed
4101	Full-Time Salaries	1,258,772	1,436,566	1,230,841	1,185,432	1,537,385
4102	Part-Time Salaries	9,698	-	-	-	-
4104	Overtime	37,230	16,754	5,000	4,507	5,000
4201	Retirement	158,088	168,844	156,183	142,633	199,175
4202	Health Insurance	198,324	205,690	193,701	190,313	240,771
4203	Vision Insurance	2,943	2,909	2,722	2,487	3,196
4204	Dental Insurance	17,728	17,130	15,943	14,160	18,730
4205	Life Insurance	2,221	2,115	1,847	1,707	2,289
4208	Deferred Compensation	2,864	2,786	1,500	1,000	3,000
4209	Disability Insurance	11,879	12,793	10,776	10,772	14,298
4210	Other	35,432	39,059	48,013	22,492	59,155
Total Salaries & Benefits		\$ 1,735,179	\$ 1,904,646	\$ 1,666,526	\$ 1,575,503	\$ 2,082,999
5100	Professional Services	380,563	457,597	485,000	485,000	485,000
5100-01	Coastal Dev. Permit Services	89,375	74,095	95,000	95,000	95,000
5210	Service Fees & Charges	10,830	16,957	15,000	11,800	15,000
5300	Travel & Training	2,943	1,242	2,000	2,307	5,000
5330	Dues & Memberships	3,764	5,132	2,500	1,848	5,000
5340	Mileage	407	242	500	344	500
5401	Advertising & Noticing	7,132	12,706	35,000	39,629	40,000
5721	Telephone	468	3,669	-	-	-
6160	Operating Supplies	8,281	6,461	5,000	2,472	10,000
6200	Publications	752	2,063	500	860	2,000
Total Operating & Maintenance		\$ 504,515	\$ 580,164	\$ 640,500	\$ 639,260	\$ 657,500
8500	Information Systems Allocation	90,000	90,000	90,000	90,000	90,000
Total Internal Service Charges		\$ 90,000	\$ 90,000	\$ 90,000	\$ 90,000	\$ 90,000
Total Expenditures		\$ 2,329,694	\$ 2,574,810	\$ 2,397,026	\$ 2,304,763	\$ 2,830,499
Source of Funds						
General Fund 101		2,329,694	2,574,810	2,397,026	2,304,763	2,830,499
Designated for Housing Element		-	-	100,000	100,000	-
Total Source of Funds		\$ 2,329,694	\$ 2,574,810	\$ 2,497,026	\$ 2,404,763	\$ 2,830,499

CODE ENFORCEMENT

Code Enforcement is responsible for enforcement of the Malibu Municipal Code, the Local Coastal Program, Building Code, and other State and County laws to promote and protect public health, safety and welfare, and the environment. These duties involve responding to questions on a wide range of code compliance areas from the public and outside agencies, and investigating formal complaints. Code Enforcement performs investigations using records, permitting data and extensive field investigation. Staff also work closely with property owners or other responsible parties to determine the appropriate course of action to resolve issues and provides assistance through the abatement process.

Code Enforcement actively coordinates with other City staff including Planning, Building Safety, Geotechnical, Environmental Health and Public Works staff as well as State and County agencies to share information, clarify requirements, and coordinate solutions for code compliance issues. Voluntary compliance is the preferred and most common path. In cases where standard abatement processes are not successful, the Code Enforcement staff work with the City Attorney and City Prosecuting Attorney on administrative remedies and, when necessary, litigation.

The Fiscal Year 2021-2022 Budget includes four full-time Code Enforcement Officers and an Administrative Assistant. The additional personnel are necessary to assist with enforcement of the short-term rental permit process.


Staffing	2019-20 Adopted	2020-21 Adopted	2021-22 Proposed
Code Enforcement Manager	0.00	1.00	1.00
Sr. Code Enforcement Officer	1.00	0.00	0.00
Code Enforcement Officer	2.00	2.00	3.00
Administrative Assistant	0.00	0.00	1.00
Total	3.00	3.00	5.00

EXPENDITURE DETAIL

Fund 101 - General

Program 2012 - Code Enforcement

Object	Description	2018-19 Actual	2019-20 Actual	2020-21 Adopted	2020-21 Projected	2021-22 Proposed
4101	Full-Time Salaries	213,280	240,737	251,824	224,008	399,302
4104	Overtime	364	725	500	-	2,500
4201	Retirement	22,975	26,883	30,602	28,576	56,556
4202	Health Insurance	38,164	41,104	46,890	45,952	85,089
4203	Vision Insurance	516	570	655	609	1,060
4204	Dental Insurance	3,354	3,539	3,978	3,617	6,429
4205	Life Insurance	362	386	384	368	668
4209	Disability Insurance	1,920	2,218	2,379	2,237	3,714
4210	Other	5,180	6,530	9,097	4,357	15,508
Total Salaries & Benefits		\$ 286,115	\$ 322,692	\$ 346,309	\$ 309,725	\$ 570,825
5100	Professional Services	11,165	-	5,000	-	10,000
5210	Service Fees & Charges	-	28	100	-	100
5300	Travel & Training	86	589	500	-	1,000
5330	Dues & Memberships	380	411	500	-	500
5721	Telephone	1,497	1,750	-	-	-
6160	Operating Supplies	24	1,172	1,000	469	1,000
Total Operating & Maintenance		\$ 13,152	\$ 3,950	\$ 7,100	\$ 469	\$ 12,600
8100	Vehicle Allocation	10,000	10,000	-	-	18,000
8500	Information Systems Allocation	13,500	13,500	13,500	13,500	22,500
Total Internal Service Charges		\$ 23,500	\$ 23,500	\$ 13,500	\$ 13,500	\$ 40,500
Total Expenditures		\$ 322,767	\$ 350,142	\$ 366,909	\$ 323,695	\$ 623,925
Source of Funds						
General Fund 101		322,767	350,142	366,909	323,695	623,925
Total Source of Funds		\$ 322,767	\$ 350,142	\$ 366,909	\$ 323,695	\$ 623,925



PUBLIC WORKS

Department Expenditures by Program

Department	Program	2018-19 Actual	2019-20 Actual	2020-21 Adopted	2020-21 Projected	2021-22 Proposed
3001	Street Maintenance	1,265,861	1,632,652	1,688,929	1,682,595	1,865,779
3005	Fleet Operations	81,843	212,417	227,000	211,439	224,000
3007	Stormwater Treatment Facilities	223,497	175,100	206,000	193,592	276,100
3008	Public Works Engineering	1,047,608	1,218,352	1,272,184	1,194,913	1,696,836
3010	CCWTF	1,201,608	1,829,620	1,962,325	1,818,882	1,967,500
6002-4	Landslide Maintenance Districts	479,055	447,201	546,353	458,301	526,841
Total		\$ 4,299,472	\$ 5,515,342	\$ 5,902,791	\$ 5,559,722	\$ 6,557,056

STREET MAINTENANCE

The Street Maintenance Program is responsible for all activities related to the repair, replacement, and maintenance of 45 centerline miles of City-owned streets. The replacement value of 7,000,000 square feet of pavement is approximately \$42,000,000 at the current cost of \$6.00 per square foot.

The budget for Fiscal Year 2021-2022 includes the following:

- Maintaining the City-owned streets on a regular basis, including but not limited to filling potholes, replacing street signs, weed abatement, maintaining sidewalks and public walkways, and cleaning and maintaining storm drains. The program also includes street sweeping on City-owned streets and parking lots.
- Performing pavement condition inspections on City streets. This inspection data will be used to update the City's Pavement Management Plan.
- Sweeping City streets. The City's sweeping contractor will conduct weekly sweeping of Pacific Coast Highway and monthly sweeping of City streets, facilities, and parking lots.
- Maintaining the City-owned traffic signals, flashing beacons and speed radar signs.

Street Maintenance activities are funded through the General Fund, Gas Tax, Traffic Safety Funds and Waste Management Funds.

Staffing	2019-20 Actual	2020-21 Budget	2021-22 Proposed
Public Works Superintendent	1.60	1.35	1.35
Public Works Inspector	0.80	0.80	0.80
Total	2.40	2.15	2.15

EXPENDITURE DETAIL

Fund 100 - General Fund

Fund 201 - Gas Tax

Program 3001 - Street Maintenance

Object	Description	2018-19 Actual	2019-20 Actual	2020-21 Adopted	2020-21 Projected	2021-22 Proposed
4101	Full-Time Salaries	164,368	223,849	225,307	205,296	234,830
4104	Overtime	2,584	143	1,000	85	1,000
4201	Retirement	27,528	34,826	35,585	32,780	36,678
4202	Health Insurance	31,963	37,293	36,944	35,948	39,042
4203	Vision Insurance	524	571	542	488	542
4204	Dental Insurance	3,188	3,388	3,196	2,779	3,196
4205	Life Insurance	236	266	271	255	271
4209	Disability Insurance	1,515	2,011	1,790	2,003	2,184
4210	Other	4,428	5,838	8,594	3,833	8,837
Total Salaries & Benefits		\$ 236,334	\$ 308,185	\$ 313,229	\$ 283,467	\$ 326,579
5100	Professional Services	15,292	11,340	20,000	20,000	20,000
5120	Street Maintenance	573,039	653,155	714,200	714,200	732,200
5120-02	Street Maintenance - Summer	-	-	50,000	50,000	150,000
5121-01	Street Sweeping	55,305	82,800	83,000	83,000	83,000
5123	Storm Response	423	41,488	50,000	89,289	50,000
5123.01	Storm Drain System Maintenance	70,418	72,007	100,000	100,000	100,000
5124	Traffic Signal Maintenance	86,576	75,334	83,000	83,000	85,000
5126	Wall/Sidewalk Maintenance	9,608	-	-	-	-
5127	Weed Abatement	67,497	106,041	65,000	65,000	75,000
5200	Tree Maintenance	1,335	81,999	45,000	45,000	45,000
5300	Travel & Training	1,655	888	1,000	127	2,000
5721	Telephone - Changeable Message	3,066	3,685	2,000	1,216	5,000
5722	Electricity	20,020	26,364	25,000	21,511	30,000
5725	Trash Pickup/Recycling	60,954	44,172	45,000	43,693	47,000
6160	Operating Supplies	36,013	61,518	40,000	40,637	60,000
Total Operating & Maintenance		\$ 1,001,201	\$ 1,260,791	\$ 1,323,200	\$ 1,356,673	\$ 1,484,200
7800	Equipment	9,326	35,176	39,000	28,955	23,500
Total Capital Outlay		\$ 9,326	\$ 35,176	\$ 39,000	\$ 28,955	\$ 23,500
8100	Vehicle Allocation	10,000	15,000	-	-	18,000
8500	Information Systems Allocation	9,000	13,500	13,500	13,500	13,500
Total Internal Services		\$ 19,000	\$ 28,500	\$ 13,500	\$ 13,500	\$ 31,500
Total Expenditures		\$ 1,265,861	\$ 1,632,652	\$ 1,688,929	\$ 1,682,595	\$ 1,865,779
Source of Funds						
General Fund 100		805,861	1,442,652	488,929	482,595	1,295,779
Gas Tax Fund 201		265,000	100,000	300,000	300,000	225,000
Traffic Safety Fund 202		180,000	50,000	300,000	300,000	130,000
Solid Waste Management Fund 207		15,000	-	-	-	-
Proposition C Fund 204		-	40,000	200,000	200,000	65,000
Measure R Fund		-	-	400,000	400,000	150,000
Total Source of Funds		\$ 1,265,861	\$ 1,632,652	\$ 1,688,929	\$ 1,682,595	\$ 1,865,779

FLEET OPERATIONS

The Fleet Operations program is responsible for the cost-effective repair, preventative maintenance, fueling, and eventual replacement of the City's vehicle fleet. This program has also implemented clean air programs relative to vehicles to ensure that the City is doing its part to reduce pollution and improve air quality. The City currently maintains an Electric Vehicle Charging Station in the Malibu Civic Center area.

Fleet Operations are accounted for in the Vehicle Fund, which generates revenue by charging each department with maintenance and rental fees. The City's fleet of seventeen vehicles includes two pickup trucks, nine sport utility vehicles, and six sedans. Of these seventeen vehicles, twelve operate on gasoline and six are hybrids.

Pursuant to the direction of the City Council, new vehicles will be hybrids. Once the City is able to expand its electric vehicle charging capabilities, older vehicles will be replaced, whenever possible, with electric vehicles.

EXPENDITURE DETAIL

Fund 601 - Vehicle; Fund 206 - Air Quality
Program 3005 - Fleet Operations

Object	Description	2018-19 Actual	2019-20 Actual	2020-21 Adopted	2020-21 Projected	2021-22 Proposed
5610	Facility Maintenance	-	-	2,000	2,000	4,000
5722	Electricity	4,674	3,644	6,000	4,123	6,000
6330	Vehicle Maintenance	16,988	24,024	25,000	30,271	34,000
6500	Motor Fuel	29,730	35,763	40,000	21,045	40,000
Total Operating & Maintenance		\$ 51,392	\$ 63,431	\$ 73,000	\$ 57,439	\$ 84,000
7700	Equipment - Vehicles	30,451	148,986	154,000	154,000	140,000
7800	Equipment	-	-	-	-	-
Total Capital Outlay		\$ 30,451	\$ 148,986	\$ 154,000	\$ 154,000	\$ 140,000
Total Expenditures		\$ 81,843	\$ 212,417	\$ 227,000	\$ 211,439	\$ 224,000
Source of Funds						
General Fund 100		-	-	-	-	140,000
Air Quality Management Fund 206		-	-	-	-	-
Vehicle Fund 601		81,843	212,417	227,000	211,439	84,000
Total Source of Funds		\$ 81,843	\$ 212,417	\$ 227,000	\$ 211,439	\$ 224,000

STORMWATER TREATMENT FACILITIES

The Stormwater Treatment Facilities program is responsible for all activities related to the repair and replacement of equipment and the maintenance of these facilities.

In 2007, the City completed the construction of the Civic Center Stormwater Treatment Facility. This facility was the first major component in the implementation of the Malibu Civic Center Integrated Water Quality Management Plan. The facility is a key element in the Legacy Park stormwater management system and is designed to reduce pollution in Malibu Creek, Malibu Lagoon and Surfrider Beach.

Dry weather and first flush runoff flows are pumped from three major storm drains in the Civic Center area and then they are treated in a 3-step process of screening, filtering and disinfecting at a rate of up to 1,400 gallons per minute. The City reuses the treated water for irrigation of landscaping in the Civic Center area and Legacy Park.

In 2010, the City also constructed the Paradise Cove Stormwater Treatment Facility. This facility is designed to capture, clean and disinfect up to approximately 1,000 gallons per minute of stormwater and urban runoff from Ramirez Creek and the surrounding watershed. The facility has three different filtration systems to efficiently remove trash, sediment and bacteria.

Facility Maintenance activities are funded by the General Fund and the City's Measure W Los Angeles County Stormwater Annual Allocation.

EXPENDITURE DETAIL

Fund 100 - General Fund

Program 3007 - Stormwater Treatment Facilities

Object	Description	2018-19 Actual	2019-20 Actual	2020-21 Adopted	2020-21 Projected	2021-22 Proposed
5610	Facilities Maintenance (Civic Center)	47,106	46,956	47,000	47,000	47,100
5610-01	Facilities Maintenance (Paradise Cove)	46,956	46,956	47,000	47,000	47,000
5655	Stormwater Monitoring	5,805	215	5,000	-	5,000
5721	Telephone	1,790	1,854	2,000	1,859	2,000
5722	Electricity	16,273	14,386	20,000	14,219	20,000
5723	Water	6,138	3,082	5,000	3,515	5,000
Total Operating & Maintenance		\$ 124,068	\$ 113,449	\$ 126,000	\$ 113,592	\$ 126,100
7800	Equipment (Civic Center)	99,429	61,651	30,000	30,000	100,000
7800	Equipment (Paradise Cove)	-	-	50,000	50,000	50,000
Total Capital Outlay		\$ 99,429	\$ 61,651	\$ 80,000	\$ 80,000	\$ 150,000
Total Expenditures		\$ 223,497	\$ 175,100	\$ 206,000	\$ 193,592	\$ 276,100
Source of Funds						
General Fund 100		8,497	75,100	106,000	93,592	201,100
Measure W - LA County Stormwater		-	-	100,000	100,000	75,000
Legacy Park Fund 500		215,000	100,000	-	-	-
Total Source of Funds		\$ 223,497	\$ 175,100	\$ 206,000	\$ 193,592	\$ 276,100

PUBLIC WORKS/ENGINEERING

The Public Works/Engineering Department manages the development and implementation of the Capital Improvement Program, street and maintenance programs, and engineering activities for the City including: review of proposed land development, formation of new special assessment districts, and the issuance of Special Event, Sidewalk Vending and Encroachment Permits.

Land development review involves the review of all new building and or grading permit applications for impacts to public infrastructure, off-site drainage impacts, stormwater quality and flood plain management. It also involves review of all proposed land subdivisions in accordance with the Subdivision Map Act.

The Public Works/Engineering Department also provides staff support for the creation of various utility undergrounding districts, manages the implementation of capital improvement and emergency disaster projects, conducts traffic surveys, and manages the preservation of survey monuments that control the location of subdivision boundaries and road right-of-way centerlines.

The budget for Fiscal Year 2021-2022 includes \$53,000 for three crossing guards at Malibu High School, Malibu Middle School, and Juan Cabrillo Elementary School.

Public Works/Engineering activities are funded by the General Fund, Gas Tax and Traffic Safety Funds. Staff time previously allocated to the Woolsey Fire in Fiscal Year 2020-2021 has been returned to this Department in the current year.

Staffing	2019-20 Actual	2020-21 Budget	2021-22 Proposed
Public Works Director	0.90	0.90	0.90
Assistant Public Works Director	1.00	0.50	1.00
Senior Civil Engineer	0.00	1.00	1.00
Associate Civil Engineer	1.00	1.00	2.00
Assistant Civil Engineer	2.00	1.00	1.00
Public Works Superintendent	0.40	0.40	0.40
Public Works Inspector	0.20	0.20	0.20
Senior Administrative Assistant	1.00	1.00	1.00
Administrative Assistant	1.00	1.00	1.00
Total	7.50	7.00	8.50

EXPENDITURE DETAIL

Fund 100 - General

Program 3008 - Public Works/Engineering

Object	Description	2018-19 Actual	2019-20 Actual	2020-21 Adopted	2020-21 Projected	2021-22 Proposed
4101	Full-Time Salaries	536,142	598,602	650,425	599,625	964,134
4104	Overtime	1,109	208	1,000	21	1,000
4201	Retirement	93,584	82,215	83,867	73,684	136,819
4202	Health Insurance	125,021	106,183	101,321	102,587	125,849
4203	Vision Insurance	1,968	1,579	1,481	1,487	2,091
4204	Dental Insurance	12,063	9,430	8,917	8,553	12,411
4205	Life Insurance	1,201	1,061	1,025	1,040	1,337
4208	Deferred Compensation	2,700	2,651	2,700	2,629	2,700
4209	Disability Insurance	6,884	6,728	4,832	5,785	8,966
4210	Other	17,858	17,429	20,116	10,085	30,779
Total Salaries & Benefits		\$ 798,529	\$ 826,086	\$ 875,684	\$ 805,497	\$ 1,286,086
5100	Professional Services	178,863	311,699	270,000	270,000	275,000
5125	Traffic Engineering	15,398	28,806	70,000	70,000	70,000
5210	Service Fees and Charges	8,539	8,539	12,000	11,989	14,000
5300	Travel & Training	439	722	1,500	-	5,000
5330	Dues & Memberships	4,420	2,211	4,500	2,543	5,000
5340	Mileage	511	78	500	-	500
5401	Advertising & Noticing	288	312	500	-	750
5405	Printing	-	1,000	-	-	1,000
5721	Telephone	1,796	2,325	-	-	-
6120	Computer Software	1,690	-	2,000	2,000	2,000
6160	Operating Supplies	5,633	5,074	4,000	1,384	6,000
Total Operating & Maintenance		\$ 217,578	\$ 360,766	\$ 365,000	\$ 357,916	\$ 379,250
8500	Information Systems Allocation	31,500	31,500	31,500	31,500	31,500
Total Internal Service Charges		\$ 31,500	\$ 31,500	\$ 31,500	\$ 31,500	\$ 31,500
Total Expenditures		\$ 1,047,608	\$ 1,218,352	\$ 1,272,184	\$ 1,194,913	\$ 1,696,836
Source of Funds						
General Fund 100		702,608	918,352	807,184	729,913	1,296,836
Gas Tax Fund 201		20,000	-	125,000	125,000	-
Traffic Safety Fund 202		25,000	-	40,000	40,000	-
Measure R Highway Operational Fund		300,000	300,000	300,000	300,000	400,000
Total Source of Funds		\$ 1,047,608	\$ 1,218,352	\$ 1,272,184	\$ 1,194,913	\$ 1,696,836

CIVIC CENTER WASTEWATER TREATMENT FACILITY

In 2011, the Los Angeles Regional Water Quality Control Board (RWQCB) approved a Memorandum of Understanding (MOU) with the City of Malibu. The MOU was amended in 2014 and again in 2017. The MOU is between the City, the RWQCB, and the State Water Resources Control Board (SWRCB). The MOU commits the City to lead the efforts to work with property owners to design and construct a centralized wastewater treatment facility in the Civic Center area. Under the MOU, both commercial and residential property owners in the Civic Center area are required to fund and connect to the centralized wastewater treatment facility in phases. Phase One was completed in September 2018, Phase Two requires connection by November 2024 and Phase Three (if necessary) by November 2028.

The construction of Phase One was completed in Fiscal Year 2017-2018. A wastewater and recycled water rate study was completed to develop the utility rates the City will be assessing the property owners connected to the Civic Center Wastewater Treatment Facility. The design for Phase Two was initiated in August 2019 and is scheduled to be completed in this fiscal year.

Department 3010 reflects the operation, maintenance and management of the Civic Center Wastewater Treatment Facility, treatment plant, collection system and the re-use and dispersal facility. Revenue generated from the utility rates will be used to offset these expenses. Also included is water quality testing and monitoring costs and other expenses as required in the MOU.

Staffing	2019-20 Actual	2020-21 Budget	2021-22 Proposed
Public Works Superintendent	0.00	0.25	0.25
Finance Manager	0.00	0.18	0.18
Financial Analyst	0.13	0.00	0.00
Total	0.13	0.43	0.43

EXPENDITURE DETAIL

Fund 515 - CCWTF

Program 3010 - Civic Center Water Treatment Facility

Object	Description	2018-19 Actual	2019-20 Actual	2020-21 Adopted	2020-21 Projected	2021-22 Proposed
4101	Full-Time Salaries	4,951	17,161	56,719	53,727	58,205
4201	Retirement	774	2,620	10,633	10,301	10,826
4202	Health Insurance	384	1,069	7,141	7,323	7,608
4203	Vision Insurance	6	14	104	104	104
4204	Dental Insurance	32	80	613	609	611
4205	Life Insurance	5	13	54	53	53
4209	Disability Insurance	42	136	380	509	541
4210	Other	130	396	2,018	969	2,051
Total Salaries & Benefits		\$ 6,324	\$ 21,489	\$ 77,662	\$ 73,596	\$ 80,000
5100	Professional Services	7,821	44,097	50,000	2,371	50,000
5210	Service Fees and Charges	8,369	8,255	68,000	77,468	37,000
5510	Insurance Premiums	-	214,233	149,463	135,785	150,000
5611	WTF Maintenance	853,283	1,156,059	1,155,000	1,155,000	1,155,000
5612	Sewer Service Fees	981	1,308	1,200	1,308	1,500
5613	Assessment District - CCWTF	2,724	1,443	3,000	-	3,000
5640	Equipment Maintenance	18,510	15,200	29,000	32,024	51,000
5656	Water Quality Testing & Monitoring	155,770	160,800	167,500	167,500	167,500
5721	Telephone	6,614	6,316	13,000	5,363	11,000
5722	Electricity & Gas	96,657	138,257	145,000	107,425	145,000
5723	Water	3,126	2,503	3,000	2,273	3,000
5725	Trash Pickup/Recycling	2,490	2,443	3,500	2,201	3,500
5725-01	Biosolids Disposal	8,820	32,532	45,000	25,920	55,000
5810	Interest Expense - GF Loan	-	2,167	5,000	5,000	8,000
6160	Operating Supplies	4,534	2,983	10,000	6,877	10,000
6161	Chemical Supplies	24,276	19,535	35,000	18,771	35,000
6500	Motor Fuel	1,309	-	2,000	-	2,000
Total Operating & Maintenance		\$ 1,195,284	\$ 1,808,131	\$ 1,884,663	\$ 1,745,286	\$ 1,887,500
Total Expenditures		\$ 1,201,608	\$ 1,829,620	\$ 1,962,325	\$ 1,818,882	\$ 1,967,500
Source of Funds						
General Fund Loan		105,182	222,152	351,244	207,901	356,519
CCWTF Fund 515		1,096,426	1,607,468	1,611,081	1,610,981	1,610,981
Total Source of Funds		\$ 1,201,608	\$ 1,829,620	\$ 1,962,325	\$ 1,818,882	\$ 1,967,500

LANDSLIDE MAINTENANCE DISTRICTS

The Landslide Maintenance District Program provides administration and maintenance services for three separate assessment districts including approximately 326 properties in the Big Rock Mesa area, 74 properties in the Calle Del Barco area, and 38 properties in the Malibu Road area. Each year the City renews each assessment district through legal procedures defined in the Streets and Highways code. Property owners within each district pay for the services received through annual assessments levied against the properties by the Los Angeles County Assessor's Office.

The program's administrative and maintenance services include the installation and maintenance of dewatering wells, monitoring water levels and slide activities, and preparation of annual assessment and geology reports.

Staffing	2019-20 Actual	2020-21 Budget	2021-22 Proposed
Public Works Director	0.10	0.10	0.10
Total	0.10	0.10	0.10

EXPENDITURE DETAIL

Fund 290 - Big Rock Mesa Landslide Maintenance District (LMD)

Program 6002 - Big Rock Mesa LMD

Object	Description	2018-19 Actual	2019-20 Actual	2020-21 Adopted	2020-21 Projected	2021-22 Proposed
4101	Full-Time Salaries	9,114	9,900	9,525	9,191	10,027
4201	Retirement	1,307	1,629	1,786	1,739	1,865
4202	Health Insurance	977	982	1,020	1,035	1,053
4203	Vision Insurance	15	16	17	17	17
4204	Dental Insurance	91	98	100	100	100
4205	Life Insurance	19	19	19	20	19
4208	Deferred Compensation	150	147	150	147	150
4209	Disability Insurance	69	85	44	87	93
4210	Other	132	143	244	141	257
Total Salaries & Benefits		\$ 11,874	\$ 13,019	\$ 12,905	\$ 12,476	\$ 13,580
5100	Professional Services	244,105	223,075	255,322	224,848	243,200
5210	Service Fees & Charges	7,895	8,953	9,000	9,786	9,000
5401	Advertising & Noticing	-	159	240	-	1,000
5722	Electricity	15,138	14,415	20,000	15,005	20,000
Total Operating & Maintenance		\$ 267,138	\$ 246,602	\$ 284,562	\$ 249,639	\$ 273,200
7903	Storm Drain Improvements	113,258	100,684	100,000	100,000	100,000
Total Capital Outlay		\$ 113,258	\$ 100,684	\$ 100,000	\$ 100,000	\$ 100,000
Total Expenditures		\$ 392,270	\$ 360,305	\$ 397,467	\$ 362,115	\$ 386,780
Source of Funds						
Landslide Maintenance District Fund		392,270	360,305	397,467	362,115	386,780
Total Source of Funds		\$ 392,270	\$ 360,305	\$ 397,467	\$ 362,115	\$ 386,780

EXPENDITURE DETAIL

Fund 291 - Malibu Road Landslide Maintenance District (LMD)

Program 6003 - Malibu Road LMD


Object	Description	2018-19	2019-20	2020-21	2020-21	2021-22
		Actual	Actual	Adopted	Projected	Proposed
4101	Full-Time Salaries	4,557	4,950	4,763	4,596	5,013
4201	Retirement	654	815	893	869	932
4202	Health Insurance	489	491	510	517	526
4203	Vision Insurance	8	8	8	8	8
4204	Dental Insurance	46	49	50	49	50
4205	Life Insurance	9	10	10	9	10
4208	Deferred Compensation	75	74	75	73	75
4209	Disability Insurance	34	42	22	43	47
4210	Other	66	72	122	69	128
Total Salaries & Benefits		\$ 5,938	\$ 6,511	\$ 6,453	\$ 6,235	\$ 6,790
5100	Professional Services	30,430	24,507	55,000	38,437	48,500
5401	Advertising & Noticing	-	153	240	-	240
5722	Electricity	1,067	1,261	2,000	747	2,000
Total Operating & Maintenance		\$ 31,497	\$ 25,921	\$ 57,240	\$ 39,184	\$ 50,740
7903	Storm Drain Improvements	-	-	20,000	-	20,000
Total Capital Outlay		\$ -	\$ -	\$ 20,000	\$ -	\$ 20,000
Total Expenditures		\$ 37,435	\$ 32,432	\$ 83,693	\$ 45,419	\$ 77,530
Source of Funds						
Landslide Maintenance District Fund		37,435	32,432	83,693	45,419	77,530
Total Source of Funds		\$ 37,435	\$ 32,432	\$ 83,693	\$ 45,419	\$ 77,530

EXPENDITURE DETAIL

Fund 292 - Calle del Barco Landslide Maintenance District (LMD)

Program 6004 - Calle del Barco LMD

Object	Description	2018-19 Actual	2019-20 Actual	2020-21 Adopted	2020-21 Projected	2021-22 Proposed
4101	Full-Time Salaries	4,557	4,950	4,763	4,620	5,013
4201	Retirement	654	815	893	875	932
4202	Health Insurance	489	491	510	516	526
4203	Vision Insurance	7	8	8	9	8
4204	Dental Insurance	46	49	50	50	50
4205	Life Insurance	9	10	10	11	10
4208	Deferred Compensation	75	74	75	74	75
4209	Disability Insurance	34	42	22	44	47
4210	Other	66	72	122	71	128
Total Salaries & Benefits		\$ 5,937	\$ 6,511	\$ 6,453	\$ 6,267	\$ 6,790
5100	Professional Services	36,911	47,381	55,000	42,090	52,000
5401	Advertising & Noticing	-	159	240	-	240
5722	Electricity	773	413	1,500	410	1,500
Total Operating & Maintenance		\$ 37,684	\$ 47,953	\$ 56,740	\$ 42,500	\$ 53,740
7903	Storm Drain Improvements	5,729	-	2,000	2,000	2,000
Total Capital Outlay		\$ 5,729	\$ -	\$ 2,000	\$ 2,000	\$ 2,000
Total Expenditures		\$ 49,350	\$ 54,464	\$ 65,193	\$ 50,767	\$ 62,530
Source of Funds						
Landslide Maintenance District Fund		49,350	54,464	65,193	50,767	62,530
Total Source of Funds		\$ 49,350	\$ 54,464	\$ 65,193	\$ 50,767	\$ 62,530



CAPITAL IMPROVEMENT PROJECTS

Projects	2018-19 Actual	2019-20 Actual	2020-21 Adopted	2020-21 Projected	2021-22 Proposed
Annual Street Overlay	670,779	-	600,000	554,279	600,000
PCH Intersection Improvements	152,213	198,322	-	-	-
PCH Median Improvements	205,325	383,318	3,000,000	1,200,000	4,250,000
Civic Center Way Improvements	190,994	54,950	4,505,917	4,505,917	-
PCH Signal Synchronization System	440,278	423,912	1,200,000	1,000,000	9,805,000
Civic Center Stormwater Diversion Structure	28,806	13,151	100,000	5,000	100,000
Marie Canyon Green Streets	23,752	-	276,248	22,000	400,000
Stormdrain Trash Screens	-	-	35,000	35,000	-
Civic Center Water Treatment Facility-Phase Two	-	851,403	2,000,000	2,000,000	16,500,000
City Hall Solar Power Project	149,058	-	-	-	-
City Hall Roof Project	8,248	187	289,530	289,530	-
Civic Center Wastewater Lateral Connections	150,000	150,000	-	-	-
Westward Beach Road Improvements	75,960	17,315	3,875,000	30,000	3,845,000
Heathercliff Road Safety Improvements	18,315	-	-	-	-
Electric Vehicle Charging Stations	1,720	813	15,000	15,000	-
Anchor Sculpture Base	49,450	-	-	-	-
Temporary Skate Park	-	586,933	150,000	595	-
Permanent Skate Park	-	-	55,000	55,000	357,472
Civic Center Way Stormdrain Repair	-	158,496	-	-	-
Bluffs Park Workout Stations	-	-	40,000	40,000	-
Bluffs Park Shade Structure	-	-	45,000	45,000	-
Vehicle Protection Devices - City Properties	-	-	100,000	-	100,000
Legacy Park Paver Repair	-	-	-	-	60,000
Malibu Bluffs Park South Walkway	-	-	-	-	150,000
Trancas Canyon Park Playground Resurfacing	-	-	-	-	75,000
PCH Overhead Warning Signs	-	-	-	-	160,000
PCH at Trancas Canyon Road Right Turn Lane	-	-	-	-	250,000
Total	\$ 2,164,898	\$ 2,838,800	\$ 16,286,695	\$ 9,797,321	\$ 36,652,472

CAPITAL IMPROVEMENT PROJECTS

ANNUAL STREET MAINTENANCE (9002)

This project includes the design and construction management of annual street resurfacing project. The streets included in this project are included in the City's approved Pavement Management Plan. This project will also include the installation of speed humps on Birdview Avenue.

PCH INTERSECTION IMPROVEMENTS (9058)

This project will improve two key locations along the PCH corridor in Malibu, Big Rock Drive and PCH and at PCH near the La Costa Beach Club. The PCH at Big Rock Drive Intersection Improvements Project included a revision to the existing traffic signal to add a dedicated protected left turn lane and was successfully completed in Fiscal Year 2014-2015. The La Costa Pedestrian Improvements Project will upgrade the existing crosswalk in the vicinity of La Costa Beach by installing a pedestrian activated traffic signal. Construction of this project began in Fiscal Year 2018-2019 and was completed in Fiscal Year 2019-2020.

PCH MEDIAN IMPROVEMENT PROJECT (9059)

The project will promote traffic safety by channelizing the highway, regulating turn movements and improving traffic operations. The project will rehabilitate the existing medians, shoulders, and will install new raised medians along PCH from Webb Way to Puerco Canyon Road. This project is currently in the design phase with construction anticipated to be completed in Fiscal Year 2021-2022.

CIVIC CENTER WAY IMPROVEMENTS PROJECT (9061)

The project consists of improving the safety for all modes of transportation on Civic Center Way from Webb Way to Malibu Canyon Road. The project will improve horizontal and vertical sight distances and create additional space for motorists, pedestrians, cyclists, and transit to travel to improve traffic safety and operational flow. The construction will be completed in Fiscal Year 2020-2021.

PCH SIGNAL SYNCHRONIZATION SYSTEM IMPROVEMENTS (9066)

This project will install communication between the existing traffic signals on PCH, from Topanga Canyon Road to John Tyler Drive, and connect the signals back to the Caltrans Traffic Management Center, allowing Caltrans to control and operate the signals and the signal system remotely. The City has acquired consultants, and will be managing the design, the permit process, and the construction phase with Caltrans. Funding for the design and construction of this project will be provided through Measure R funds administered by LA Metro. This project is currently in the design and is scheduled to be completed by Fiscal Year 2022-2023.

CIVIC CENTER STORMWATER DIVERSION STRUCTURE (9070)

This project consists of storm drain improvements in the Civic Center area. The improvements will promote the flow and circulation of stormwater into Legacy Park. This project is anticipated to be completed in Fiscal Year 2021-2022.

MARIE CANYON GREEN STREETS (9072)

This project was identified in the City's Enhanced Watershed Management Plan (EWMP). This project includes the installation of biofilters and other stormwater water quality devices to capture and treat stormwater. The project is intended to assist with Municipal Separate Storm Sewer System (MS4) Discharge Permit requirements. This project is currently in the design phase and construction is anticipated to be completed in Fiscal Year 2021-2022.

STORMDRAIN TRASH SCREENS (9073)

This project was identified in the City's EWMP. This project includes the installation of trash screens at the City's storm drain inlets to prevent debris from entering the storm drain system. The proposed trash screens comply with the Trash Total Maximum Daily Load (TMDL) requirements. This project was completed in Fiscal Year 2020-2021

CIVIC CENTER WATER TREATMENT FACILITY- PHASE TWO (9075)

On June 27, 2011, the City entered into a Memorandum of Understanding (MOU) between the City and the Regional Water Quality Control Board and the State Water Resources Control Board regarding the implementation of the Basin Plan Amendment for the Malibu Civic Center Area Prohibition. The revised MOU required that commercial properties (Phase One) in the Civic Center Prohibition Area be connected to a centralized wastewater treatment facility by September 2018 and residential properties (Phase Two) by November 2024.

The Civic Center Wastewater Improvements Project is part of the City's Integrated Water Quality Management Plan that will improve water quality in Malibu Creek, Malibu Lagoon, and Surfrider Beach. The development of a community wastewater collection, treatment, reuse, and dispersal facility will replace existing individual on-site wastewater treatment systems in the City's Civic Center area.

Phase One of this project was completed in Fiscal Year 2018-2019. The design of Phase Two of this project was initiated in August 2019. This phase of the project expands the wastewater collection and recycled water system to include those properties in Malibu Colony, the condos on Civic Center Way, HRL, and a portion of Serra Retreat. In addition, the treatment plant will be expanded to treat the additional wastewater from these properties. The work will include preparing a coastal development permit, construction plans, project specifications and cost estimates. It is anticipated that the project will begin construction in 2022.

CITY HALL SOLAR POWER PROJECT (9078)

This project consists of the installation of a solar power system at City Hall. This project will also include electric vehicle charging stations. The project will serve to reduce the City's overall electricity consumption and cost. This project was placed on hold for Fiscal Year 2019-2020 to accommodate other budget priorities resulting from the Woolsey Fire and remains on hold in Fiscal Year 2021-2022.

CITY HALL ROOF (9079)

When the initial renovations of City Hall were undertaken, there was not enough funding to replace the roof of the building. The roof currently has leaks in several locations. This project will replace the roof at City Hall. This project will be completed in Fiscal Year 2020-2021.

CCWTF LATERAL CONNECTIONS IMPROVEMENTS (9081)

This project consisted of making the connection from City Hall to the new CCWTF sewer and reclaimed water lines. The project was completed in Fiscal Year 2019-2020.

WESTWARD BEACH ROAD IMPROVEMENTS (9082)

This project consists of improving the parking spaces on Westward Beach Road from Birdview Avenue to approximately 1,100 feet west. The project also includes a 12' wide combination sidewalk and bicycle path and a bicycle connection from PCH to Westward Beach. A new concrete sand barrier will be placed between the beach and the proposed parking area to prevent sand from going on the new sidewalk and parking area. This project is currently in the design phase. It is anticipated that construction will begin in Fiscal Year 2021-2022.

HEATHERCLIFF ROAD SAFETY IMPROVEMENTS (9083)

This project will address safety issues along Heathercliff Road. The first phase of the project includes engineering and design. This project is currently in the conceptual design phase. This project is on hold due to the Woolsey Fire and COVID-19 pandemic.

ELECTRIC VEHICLE CHARGING STATIONS (9084)

This project will upgrade the existing charging stations along Civic Center Way. This project was completed in Fiscal Year 2019-2020.

ANCHOR SCULPTURE BASE (9085)

This project consists of installation of a base for the Anchor Sculpture that was donated to the City. The base and sculpture were installed at Legacy Park for public viewing. The project was completed in Fiscal Year 2018-2019.

TEMPORARY SKATE PARK (9089)

During Fiscal Year 2019-2020, City Council approved the use of the Crummer/Case property adjacent to Malibu Bluffs Park as the location for a temporary skate park. This project consists of constructing a new asphalt concrete surface, fencing, parking and above ground skate park elements to the vacant lot. The project was completed during the summer of 2020.

PERMANENT SKATE PARK (9090)

This project consists of designing and constructing a permanent skate park of a 12,500-square-foot in-ground concrete skate park on the Crummer/Case Property adjacent to Malibu Bluffs Park. The project includes parking and additional site amenities such as trash cans, benches, tables, and restrooms.

The project is currently in the design phase. Construction of the Permanent Skate Park is expected to begin after the design process is completed and funding sources have been identified. Construction is anticipated to take approximately 14-16 months.

CIVIC CENTER STORM DRAIN REPAIRS (9091)

The existing corrugated metal storm drainpipe located on Civic Center Way and adjacent to the Civic Center Water Treatment Facility was starting to fail and was causing roadway damage. This project consists of replacing the deteriorated corrugated metal storm drainpipe on Civic Center Way with a new reinforced concrete pipe and repairing the roadway. This project was completed in Fiscal Year 2019-2020.

BLUFFS PARK WORKOUT STATION (9092)

This project consists of the installation of a small workout station in the current zip line area at Malibu Bluffs Park. The project will include new poured in place safety surfacing and signage demonstrating the proper use of the equipment. The project will be funded through the City's Proposition A Park Funds.

BLUFFS PARK SHADE STRUCTURE (9093)

This project consists of the installation of four single-post shade structures at Malibu Bluffs Park. Two of the shade structures will be located at the Michael Landon Center Playground, with the other two located at the baseball field picnic area. The project will be funded through the City's Proposition A Park Funds.

VEHICLE PROTECTION DEVICES (9094)

Malibu Municipal Code Section 17.48.070 requires vehicle impact protection devices to be installed for all parking spaces located adjacent to any outdoor pedestrian seating area.

There are two locations within the City's right-of-way and City-owned property that would require a vehicle impact protection device. The first location is on Cross Creek Road directly in front of the Taverna Tony restaurant entrance (23410 Civic Center Way). The second location is at the Malibu Coast Animal Hospital (23431 Pacific Coast Highway).

The Vehicle Protection Devices project consists of installing bollard-type devices at these locations to meet the City's Municipal Code.

LEGACY PARK PAVER REPAIR (9096)

This project consists of the removal and repair of a large section of pavers on the north side of the Loop Walkway at Legacy Park. The pavers have become uneven and damaged in several areas, causing a potential safety hazard for park patrons.

MALIBU BLUFFS PARK SOUTH WALKWAY (9097)

This project will replace the existing sidewalk located on the south side of Malibu Bluffs Park. Staff has repaired or replaced several different sections of the sidewalk over the past several years, but a more in-depth repair and re-leveling of the subsurface is required.

TRANCAS CANYON PARK PLAYGROUND RESURFACING (9098)

This project will remove and replace the upper layer of the current playground pour-in-place safety surfacing at Trancas Canyon Park. The surfacing was installed in 2011 during the construction of the park, and staff has coordinated regular maintenance and several minor repairs since installation. The surfacing is at the end of its 10-year life and is in need of a replacement.

PCH OVERHEAD WARNING SIGNS (9099)

This project was identified in the PCH Safety Study and includes the installation of overhead warning signs on PCH near Moonshadows restaurant and Big Rock Drive. Funding will be provided through Measure M funds administered by LA Metro. Staff will acquire consultants, permitting and will manage the construction phase of this project.

PCH AT TRANCAS CANYON ROAD RIGHT TURN LANE (9100)

This project consists of installing a new westbound right turn lane at PCH and Trancas Canyon Road. Funding for this project will be provided through Measure R funds administered by LA Metro.

PERMANENT SKATE PARK (9090)

This project consists of designing and constructing a permanent skate park of a 12,500-square-foot in-ground concrete skate park on the Crummer/Case Property adjacent to Malibu Bluffs Park. The project includes parking and additional site amenities such as trash cans, benches, tables, and restrooms. Design began in Fiscal Year 2020-2021.

The project will be the first permanent skate park in Malibu. The project has drawn significant interest from the local skate community and parents due to the City's significant skate culture and lack of available recreational amenities. Additionally, the location next to Malibu Bluffs Park and the Environmental Impact Report completed in 2013, make the location ideal for the project.

CIVIC CENTER STORM DRAIN REPAIRS (9091)

The existing corrugated metal storm drainpipe located on Civic Center Way and adjacent to the Civic Center Water Treatment Facility was starting to fail and was causing roadway damage. This project consists of replacing the deteriorated corrugated metal storm drainpipe on Civic Center Way with a new reinforced concrete pipe and repairing the roadway. This project was completed in Fiscal Year 2019-2020.

BLUFFS PARK WORKOUT STATION (9092)

This project consists of the installation of a small workout station in the current zip line area at Malibu Bluffs Park. The project will include new poured in place safety surfacing and signage demonstrating the proper use of the equipment. The project was funded through the City's Proposition A Park Funds. This project was completed in Fiscal Year 2020-2021.

BLUFFS PARK SHADE STRUCTURE (9093)

This project consists of the installation of four single-post shade structures at Malibu Bluffs Park. Two of the shade structures will be located at the Michael Landon Center Playground, with the other two located at the baseball field picnic area. The project will be funded through the City's Proposition A Park Funds.

VEHICLE PROTECTION DEVICES (9094)

Malibu Municipal Code Section 17.48.070 requires vehicle impact protection devices to be installed for all parking spaces located adjacent to any outdoor pedestrian seating area.

There are two locations within the City's right-of-way and City-owned property that would require a vehicle impact protection device. The first location is on Cross Creek Road directly in front of the Taverna Tony restaurant entrance (23410 Civic Center Way). The second location is at the Malibu Coast Animal Hospital (23431 Pacific Coast Highway).

The Vehicle Protection Devices project consists of installing bollard-type devices at these locations to meet the City's Municipal Code.

LEGACY PARK PAVER REPAIR (9096)

This project consists of the removal and repair of a large section of pavers on the northside of the loop walkway at Legacy Park. The pavers have become uneven and damaged in several areas, causing a potential safety hazard for park patrons.

MALIBU BLUFFS PARK SOUTH WALKWAY REPLACEMENT PROJECT (9097)

This project will replace the existing sidewalk located on the southside of Malibu Bluffs Park. Staff has repaired or replaced several different sections of the sidewalk over the past several years but a more in-depth repair and re-leveling of the subsurface is required.

TRANCAS CANYON PARK PLAYGROUND RESURFACING (9098)

This project will remove and replace the upper layer of the current playground pour-in-place safety surfacing at Trancas Canyon Park. The surfacing was installed in 2011 during the construction of the park. Staff has coordinated regular maintenance and several minor repairs since installation.

PCH OVERHEAD WARNING SIGNS (9099)

This project was identified in the PCH Safety Study and involves installation of overhead warning signs on PCH near Moonshadows restaurant and Big Rock Drive.

PCH AT TRANCAS CANYON ROAD RIGHT TURN LANE (9100)

This project consists of installing a new westbound right turn lane at PCH and Trancas Canyon Road. Funding for this project will be provided through Measure R funds administered by LA Metro.

EXPENDITURE DETAIL

Fund 310 - Capital Improvement Projects

Object	Description	2018-19 Actual	2019-20 Actual	2020-21 Adopted	2020-21 Projected	2021-22 Proposed
9002	Annual Street Overlay	670,779	-	600,000	554,279	600,000
<i>Source of Funds</i>						
	Proposition C	135,000	-	235,000	189,279	235,000
	Measure R Annual Allocation	120,000	-	-	-	-
	Road Maintenance and Rehabilitation Account	225,000	-	245,000	245,000	245,000
	Measure M Annual Allocation	120,000	-	120,000	120,000	120,000
	General Fund CIP Designated Reserve	70,779	-	-	-	-
9058	PCH Intersection Improvements	152,213	198,322	-	-	PROJECT -
<i>Source of Funds</i>						
	Measure R Highway Operational Improvements	152,213	198,322	-	-	COMPLETED
9059	PCH Median Improvements	205,325	383,318	3,000,000	1,200,000	4,250,000
<i>Source of Funds</i>						
	Measure R Highway Operational Improvements	205,325	383,318	3,000,000	1,200,000	4,250,000
9061	Civic Center Way Improvements	190,994	54,950	4,505,917	4,505,917	PROJECT -
<i>Source of Funds</i>						
	Measure R Highway Operational Improvements	190,994	54,950	4,505,917	4,505,917	COMPLETED
9066	PCH Signal Synchronization System Improvements	440,278	423,912	1,200,000	1,000,000	9,805,000
<i>Source of Funds</i>						
	Measure R Highway Operational Improvements	440,278	423,912	1,200,000	1,000,000	9,805,000
9070	Civic Center Stormwater Diversion Structure	28,806	13,151	100,000	5,000	100,000
<i>Source of Funds</i>						
	General Fund CIP Designated Reserve	-	13,151	100,000	5,000	100,000
	Legacy Park Project Funds	28,806	-	-	-	-
9072	Marie Canyon Green Streets	23,752	-	276,248	22,000	400,000
<i>Source of Funds</i>						
	Measure W	-	-	276,248	22,000	400,000
	General Fund CIP Designated Reserve	23,752	-	-	-	-
9073	Stormdrain Trash Screen Improvements	-	-	35,000	35,000	PROJECT -
<i>Source of Funds</i>						
	Legacy Park Project Funds	-	-	35,000	35,000	COMPLETED
9075	Civic Center Water Treatment Facility - Phase Two	-	851,403	2,000,000	2,000,000	16,500,000
<i>Source of Funds</i>						
	State Revolving Fund Water Loan	-	-	-	-	16,500,000
	HRL Funding Agreement	-	851,403	2,000,000	2,000,000	-
9078	City Hall Solar Power Project	149,058	-	-	-	PROJECT -
<i>Source of Funds</i>						
	General Fund CIP Designated Reserve	149,058	-	-	-	ON HOLD
9079	City Hall Roof Project	8,248	187	289,530	289,530	PROJECT -
<i>Source of Funds</i>						
	General Fund Designated for Deferred Maintenance	8,248	187	289,530	289,530	COMPLETED
9081	CCWTF Lateral Connections Improvements	150,000	150,000	-	-	PROJECT -
<i>Source of Funds</i>						
	General Fund CIP Designated Reserve	150,000	150,000	-	-	COMPLETED

EXPENDITURE DETAIL

Fund 310 - Capital Improvement Projects

Object	Description	2018-19 Actual	2019-20 Actual	2020-21 Adopted	2020-21 Projected	2021-22 Proposed
9082	Westward Beach Road Improvements	75,960	17,315	3,875,000	30,000	3,845,000
<i>Source of Funds</i>						
	Measure M Subregional Highway Fund	-	-	3,675,000	30,000	3,645,000
	Measure M Annual Allocation	-	-	200,000	-	200,000
	General Fund CIP Designated Reserve	75,960	17,315	-	-	-
9083	Heathercliff Road Safety Improvements	18,315	-	-	-	-
<i>Source of Funds</i>						
	TDA Article 3	-	-	-	-	-
	General Fund CIP Designated Reserve	18,315	-	-	-	-
9084	Electric Vehicle Charging Stations	1,720	813	15,000	15,000	-
<i>Source of Funds</i>						
	AQMD Fund	-	813	15,000	15,000	-
	Mobile Source Air Pollution Reduction (MSRC)	-	-	-	-	-
	General Fund CIP Designated Reserve	1,720	-	-	-	-
9085	Anchor Sculpture Base	49,450	-	-	-	-
<i>Source of Funds</i>						
	Parkland Development Fund	49,450	-	-	-	-
9089	Temporary Skate Park	-	586,933	150,000	595	-
<i>Source of Funds</i>						
	General Fund Case/Crummer Designated Reserve	-	586,933	150,000	595	-
9090	Permanent Skate Park	-	-	55,000	55,000	357,472
<i>Source of Funds</i>						
	General Fund Case/Crummer Designated Reserve	-	-	55,000	55,000	357,472
9091	Civic Center Way Stormdrain Repair	-	158,496	-	-	-
<i>Source of Funds</i>						
	General Fund Designated for Deferred Maintenance	-	158,496	-	-	-
9092	Bluffs Park Workout Stations	-	-	40,000	40,000	-
<i>Source of Funds</i>						
	Prop A Parks funds	-	-	40,000	40,000	-
9093	Bluffs Park Shade Structure	-	-	45,000	45,000	-
<i>Source of Funds</i>						
	Prop A Parks funds	-	-	45,000	45,000	-
9094	Vehicle Protection Devices - City Properties	-	-	100,000	-	100,000
<i>Source of Funds</i>						
	General Fund CIP Designated Reserve	-	-	100,000	-	100,000
9096	Legacy Park Paver Repair	-	-	-	-	60,000
<i>Source of Funds</i>						
	Legacy Park Project Funds	-	-	-	-	60,000

EXPENDITURE DETAIL

Fund 310 - Capital Improvement Projects

Object	Description	2018-19 Actual	2019-20 Actual	2020-21 Adopted	2020-21 Projected	2021-22 Proposed
9097	Malibu Bluffs Park South Walkway	-	-	-	-	150,000
<i>Source of Funds</i>						
	General Fund CIP Designated Reserve	-	-	-	-	150,000
9098	Trancas Canyon Park Playground Resurfacing	-	-	-	-	75,000
<i>Source of Funds</i>						
	General Fund CIP Designated Reserve	-	-	-	-	75,000
9099	PCH Overhead Warning Signs	-	-	-	-	160,000
<i>Source of Funds</i>						
	Measure M Subregional Highway Fund	-	-	-	-	160,000
9100	PCH at Trancas Canyon Road Right Turn Lane	-	-	-	-	250,000
<i>Source of Funds</i>						
	Measure R Highway Operational Improvements	-	-	-	-	250,000

Total Expenditures	\$	2,164,898	\$	2,838,800	\$	16,286,695	\$	9,797,321	\$	36,652,472
---------------------------	-----------	------------------	-----------	------------------	-----------	-------------------	-----------	------------------	-----------	-------------------


Source of Funds

General Fund CIP Designated Reserve	489,584	180,466	200,000	5,000	425,000
General Fund Designated Reserve for Deferred Maintenance	8,248	158,683	289,530	289,530	-
General Fund Case/Crummer Designated Reserve	-	586,933	205,000	55,595	357,472
Legacy Park Project Funds	28,806	-	35,000	35,000	60,000
Measure M Annual Allocation	120,000	-	320,000	120,000	320,000
Measure M Subregional Highway Funds	-	-	3,675,000	30,000	3,805,000
Measure R Annual Allocation	120,000	-	-	-	-
Measure R Highway Operational Improvements Funds	988,810	1,060,502	8,705,917	6,705,917	14,305,000
Measure W - LA County Stormwater	-	-	276,248	22,000	400,000
Proposition/Measure A LA County Parks	-	-	85,000	85,000	-
Special Revenue Fund - Parkland Development	49,450	-	-	-	-
Special Revenue Fund - Proposition C Funds	135,000	-	235,000	189,279	235,000

Source of Funds (Continued)

Special Revenue Fund - AQMD	-	813	15,000	15,000	-
Road Maintenance and Rehabilitation Account Fund (SB 1)	225,000	-	245,000	245,000	245,000
Civic Center Water Treatment Facility - Phase Two, HRL Funding	-	851,403	2,000,000	2,000,000	-
Civic Center Water Treatment Facility - Phase Two Loan	-	-	-	-	16,500,000

Total Source of Funds	\$	2,164,898	\$	2,838,800	\$	16,286,695	\$	9,797,321	\$	36,652,472
------------------------------	-----------	------------------	-----------	------------------	-----------	-------------------	-----------	------------------	-----------	-------------------



GLOSSARY OF TERMS

Accounting System: The set of records and procedures that are used to record, classify and report information on the financial status of the City.

Accrual Basis of Accounting: Under this accounting method, transactions are recognized when they occur, regardless of the timing of related cash receipts and disbursements. This form of accounting is used in the Enterprise and Internal Service funds.

Agency Funds: A fund used to account for assets held by the City of behalf of individuals, private organizations and other governments. One agency fund is the deferred compensation fund.

Annual Budget: A budget applicable to a single fiscal year.

Appropriation: Money budgeted for a given program. Appropriations are the means by which legal authority is given to expend public monies. The appropriation is the maximum level of expenditure authorized.

Appropriation Resolution: The official legal document approved by the City Council which permits officials to incur obligations against and to make expenditures of governmental resources. Appropriations are typically granted for a one-year period.

Assessed Valuation: The estimated value of real and personal property used by the Los Angeles County Assessor as the basis for levying property taxes.

Budget Calendar: The schedule of key dates which the City follows in the preparation and adoption of the budget.

Budget Document: The official financial spending and resource plan submitted by the City Manager and adopted by the City Council explaining the budget to the public and City Council.

Budget Message: A written explanation by the City Manager of the budget. The budget message explains principal budget and policy issues and presents an overview of the City Manager's budget recommendations.

California Government Code: State legislation providing the legal framework for municipal operations.

GLOSSARY OF TERMS

California Public Employees Retirement System (CalPERS): The retirement system run by the State of California that provides retirement benefits to public employees. The City is a member of CalPERS and employees participate in the plan.

Capital Assets: Assets of significant value and having a useful life of more than one year with an original cost of \$3,000 or more. Capital assets are also called fixed assets.

Capital Improvements: Physical improvements which cost over \$5,000 and have a useful life of more than one year and involve the construction or reconstruction of a physical asset. Examples are street improvements, park improvements and facility construction.

Capital Outlay: A budget category that accounts for land, land improvements, buildings and structures, furniture and equipment.

Capital Projects Fund: In governmental accounting, a fund that accounts for financial resources that will be used for the acquisition or construction of capital facilities. The total cost of the capital project is accumulated in a capital projects fund until the project is completed, at which time the fund ceases to exist.

Cash Basis Accounting: A basis of accounting under which transactions are recognized only when cash is received.

Community Development Block Grant (CDBG): Federal grant funds that are distributed by the U.S. Department of Housing and Urban Development (HUD). Funds are passed through to the City from the Los Angeles County Community Development Commission (CDC).

COLA: Cost of living adjustment.

Contingency: A budgetary reserve set aside for emergencies for unforeseen expenditures not otherwise budgeted.

Contract Services: Professional service provided to the City from the private sector or other public agencies.

Cost Allocations: A fair and equitable methodology for identifying and distributing direct and indirect cost from a service provider to the service consumer.

GLOSSARY OF TERMS

Decision Package: A standardized format whereby departments request budgetary consideration for new programs, positions, capital equipment and reclassification.

Department: An organizational unit comprised of programs and activities, managed by a single director.

Encumbrance: Financial commitments related to unperformed services or contracts for goods for which part of an appropriation has been reserved.

Expenditure: Appropriated funds that have been spent.

FEMA: Federal Emergency Management Agency.

Fiscal Year: An accounting term for the budget year. The City's fiscal year is from July 1st through June 30th.

Fixed Assets: Assets which are intended to be held or used for a long term, such as land, buildings, improvements other than buildings, machinery and equipment.

FLSA: The Fair Labor Standards Act which sets minimum wage, overtime pay, equal pay and Child Labor Standards for private and public sector employees.

Full Time Equivalent (FTE): An FTE is equal to one-full time employee at 2,080 hours per year.

Fund: An independent fiscal accounting term used to record all financial transactions related to the specific purpose for which the fund was created.

Fund Accounting: A system of accounting used by non-profits, particularly governments. Since there is no profit motive, accountability is measured instead of profitability. The main purpose is stewardship of financial resources received and expended in compliance with legal requirements.

Fund Balance: The difference between assets and liabilities. A positive fund balance indicates that assets exceed liabilities while the reverse is true for a deficit fund balance.

FY: Fiscal year

GASB: Governmental Accounting Standards Board.

GLOSSARY OF TERMS

General Fund: In governmental accounting, funds used to account for all assets and liabilities of a non-profit entity, except those particularly assigned for other purposes in another more specialized fund.

GAAP (Generally Accepted Accounting Principles): Uniform minimum standards for financial accounting and reporting. These standards govern the form and content of the basic financial statements of the City.

Grant: Contributions or gifts of cash or other assets from one entity to another. Generally, specific uses for the transferred property are required.

In-Lieu Tax: Tax levied in place of another tax or taxes. The State of California provides in-lieu motor vehicle fees to local governments to compensate for local personal property not subject to property taxes.

Interest: Revenue derived from the use of property or money. The City has specific rules as to where excess funds can be invested whereby interest is earned.

Internal Service Fund: Funds used to account for the financing of goods or services provided by one department or agency to other departments or agencies of the City.

Interfund Charges: Reimbursement for services which are paid for out of one fund but benefit the programs in another fund.

Intergovernmental Services: Specialized services typically performed by local governments that are purchased from other governments.

Intergovernmental Revenue: Revenue received from other governmental agencies and municipalities.

Licenses and Permits: Revenues earned by the issuance of licenses or permits levied in accordance with the benefits conferred by the license or permit.

Maintenance and Operations: A budget category that accounts for all supplies, goods and services required to support the planned level of program or activity.

Modified Accrual Basis: Under this accounting method, revenues are recognized when they become both measurable and available to finance expenditures of the current period. Expenditures for the most part are recognized when the related fund liability is incurred except for prepayments, accumulated

GLOSSARY OF TERMS

employee leave and long-term debt. All governmental funds, except expendable trust funds, are accounted for using the modified accrual basis of accounting.

Object: An expenditure classification that refers to the type of item purchased or the service obtained. Examples include personnel, supplies and contract services.

OES: Office of Emergency Services – State of California.

Operating Budget: Revenues and expenditures required to operate City activities for the next fiscal cycle (12 months).

Operating Transfer: When one fund makes a contribution to another fund, it becomes revenue to the receiving fund.

Overhead Charges: The re-capturing of the cost of services provided to other funds from the General Fund. These costs include general administration, personnel services, accounting, payroll, facility lease and maintenance, and liability charges.

Performance Measure: Represents the objectives of each City department along with a target date for achieving the objectives.

Personnel Services: A budget category that accounts for all salary and personnel related benefits required to support the planned level of program or activity.

Program: The defined activity designed to provide a service to the public that is the budget level for expenditures, which may span both departments and funds.

Proposition 4: Article XIIB of the California Constitution which limits appropriations to be the level of proceeds of taxes.

Proposition 13: Article XIII A of the California Constitution which imposes a 1% limit on property taxes, restricts assessments and places limitations on the levy of new taxes.

Reserve: An account used to indicate that a portion of the fund equity is legally restricted for a specific purpose.

Resources: The personnel and financial requirements of each program. Personnel resources are stated in terms of full-time equivalents, part-time and

GLOSSARY OF TERMS

contract positions. Financial resources are stated in terms of three major expense categories (personnel, materials and supplies and capital equipment).

Revenue: Amounts received for taxes, licenses, permit and fees, intergovernmental sources, service charges, interest and use of property and other income.

Revenue Estimates: A formal estimate of how much revenue will be earned from a specific revenue source for some future period, typically a fiscal year.

Special Revenue Fund: In governmental accounting, funds used to account for the proceeds of special revenue sources (other than special assessments, expendable trusts or for major capital projects) that are legally restricted to expenditures for a specific purpose.

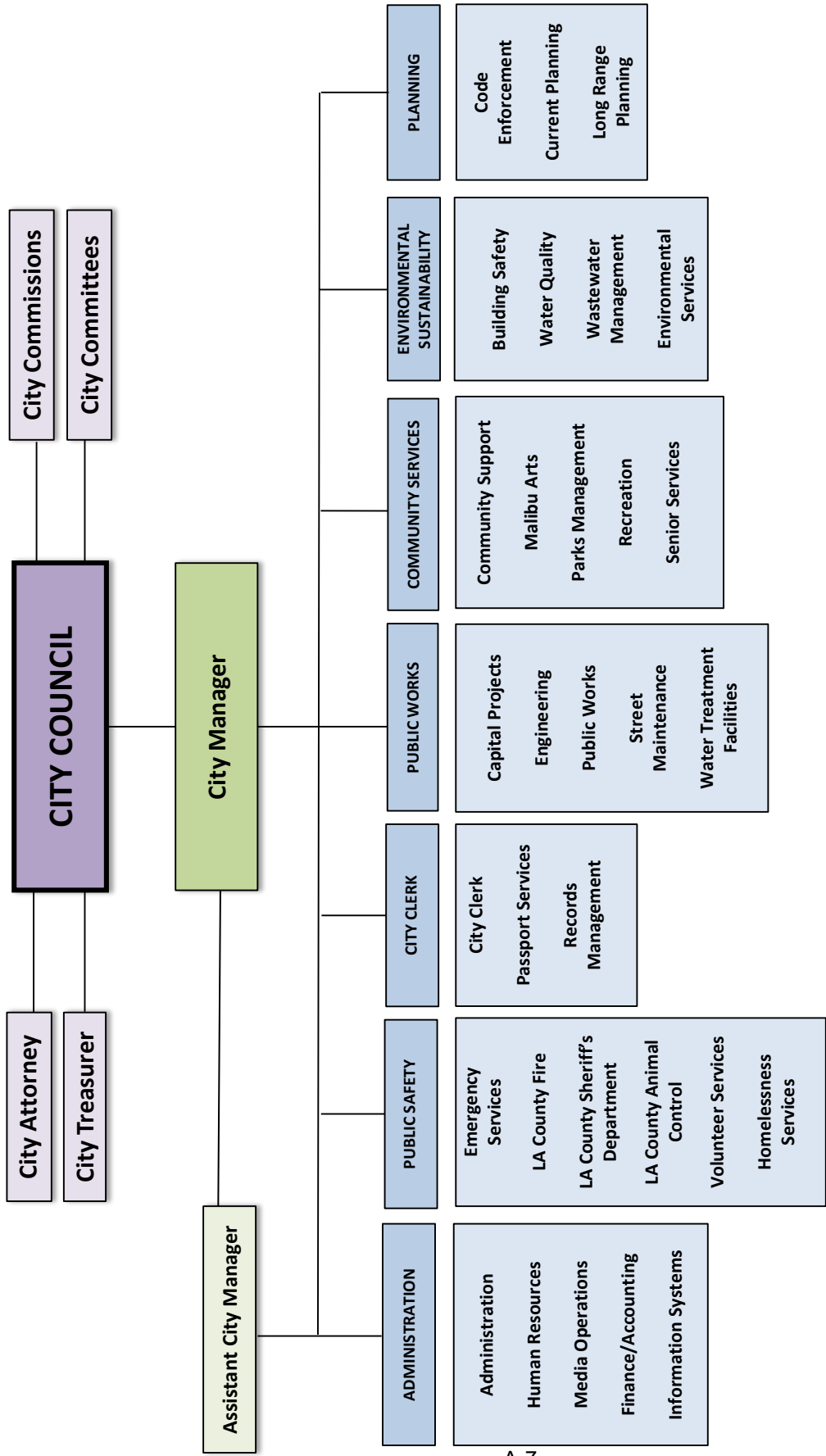
Subventions: Revenues collected by the State which are allocated to the City on a formula basis. Examples include motor vehicle taxes and gasoline taxes.

Supplemental Appropriation: An appropriation approved by the City Council after the initial budget is adopted.

Supplies: An expenditure classification for articles and commodities purchased for consumption or resale. Examples include office and operating supplies, fuel, power, water, gas, small tools and equipment.

Taxes: Compulsory charges levied by the City, County and State for the purpose of financing services performed for the common benefit.

Fiscal Year 2021-22 Proposed Organizational Chart



**CITY OF MALIBU
AUTHORIZED PERSONNEL
PROPOSED FOR FY 2021-2022**

		2020-21 Adopted	2020-21 Amended	2021-22 Proposed
MANAGEMENT & ADMINISTRATIVE SERVICES				
	City Manager	1.00	1.00	1.00
	Assistant City Manager	1.00	1.00	1.00
	Public Safety Manager	1.00	1.00	1.00
	Fire Safety Liaison	1.00	1.00	1.50
	Public Safety Liaison	0.00	0.00	0.00
	Public Safety Specialist	1.00	1.00	1.00
	Assistant to the City Manager	1.00	1.00	1.00
	Executive Assistant	1.00	1.00	1.00
	City Clerk	1.00	1.00	1.00
	Deputy City Clerk	1.00	2.00	2.00
	Human Resources Manager	1.00	1.00	1.00
	Human Resources Technician	1.00	1.00	1.00
	Media Information Officer	1.00	1.00	1.00
	Media Analyst	0.00	1.00	1.00
	Sr. Media Technician	1.00	0.00	0.00
	Media Technician	1.00	1.00	1.00
	Graphic Artist	1.00	1.00	1.00
	Finance Manager	1.00	1.00	1.00
	Accounting Technician	1.00	1.00	1.00
	Sr. Accounting Clerk	0.00	0.00	0.00
	Accounting Clerk	2.00	2.00	2.00
	Grants Administrator	0.00	0.00	1.00
	Information Systems Manager	1.00	1.00	1.00
	Information Systems Technician	1.00	1.00	1.00
	Sr. PW Maintenance Worker	1.00	1.00	1.00
	PW Maintenance Worker	0.00	0.00	0.00
	Office Assistant	1.00	1.00	1.00
	Office Assistant/Receptionist	1.00	1.00	1.00
	Student Interns	0.00	0.00	0.00
	Total	24.00	25.00	26.50
ENVIRONMENTAL SUSTAINABILITY				
	ESD Director/Building Official	1.00	1.00	1.00
	ESD Manager/Deputy Building Official	1.00	1.00	1.00
	Environmental Health Administrator	1.00	1.00	1.00
	Sr. Building Inspector	1.00	1.00	1.00
	Associate Civil Engineer	1.00	0.00	1.00
	Certified Plans Examiner	1.00	1.00	0.00
	Building Inspector	2.00	2.00	2.00
	Environmental Program Coordinator	1.00	1.00	1.00
	Environmental Sustainability Analyst	1.00	1.00	1.00
	Administrative Analyst	1.00	1.00	1.00
	Administrative Assistant	1.00	1.00	1.00
	Sr. Permit Services Technician	2.00	2.00	2.00
	Permit Services Technician	1.00	1.00	1.00
	Wastewater Man. Program Specialist	1.00	1.00	1.00
	Office Assistant	2.00	2.00	2.00
	Total	18.00	17.00	17.00

CITY OF MALIBU				
AUTHORIZED PERSONNEL				
PROPOSED FOR FY 2021-2022				
		2020-21	2020-21	2021-22
		Adopted	Amended	Proposed
PLANNING DEPARTMENT				
	Planning Director	1.00	1.00	1.00
	Assistant Planning Director	1.00	1.00	1.00
	Principal Planner	1.00	1.00	1.00
	Senior Planner	0.00	0.00	0.00
	Associate Planner	3.00	4.00	4.00
	Assistant Planner	3.00	3.00	3.00
	Planning Technician	4.00	3.00	4.00
	Code Enforcement Manager	0.00	1.00	1.00
	Senior Code Enforcement Officer	1.00	0.00	0.00
	Code Enforcement Officer	2.00	2.00	3.00
	Senior Administrative Analyst	1.00	1.00	1.00
	Administrative Assistant	0.00	1.00	2.00
	Senior Office Assistant	1.00	0.00	0.00
	Office Assistant	2.00	2.00	2.00
	Total	20.00	20.00	23.00
PUBLIC WORKS				
	Public Works Director/City Engineer	1.00	1.00	1.00
	Assistant Public Works Director/City Engineer	1.00	1.00	1.00
	Public Works Superintendent	2.00	2.00	2.00
	Senior Civil Engineer	0.00	0.00	1.00
	Associate Civil Engineer	1.00	1.00	2.00
	Assistant Civil Engineer	2.00	2.00	1.00
	Public Works Inspector	1.00	1.00	1.00
	Sr. Administrative Assistant	1.00	1.00	1.00
	Administrative Assistant	1.00	1.00	1.00
	Total	10.00	10.00	11.00
COMMUNITY SERVICES				
	Community Services Director	1.00	1.00	1.00
	Community Services Deputy Director	1.00	1.00	1.00
	Recreation Supervisor	2.00	2.00	2.00
	Recreation Coordinator	2.00	2.00	3.00
	Parks Supervisor	1.00	1.00	1.00
	Parks Maintenance Worker	1.00	1.00	1.00
	Administrative Assistant	1.00	1.00	1.00
	Pool Manager (Part-time)	0.73	0.73	0.85
	Lifeguards (Part-time)	1.77	1.77	2.64
	Recreation Assistants (Part-time)	6.11	5.11	7.67
	Recreation Assistants - Skate Park (Part-time)	0.00	1.00	1.53
	Media Assistant (Part-time)	0.06	0.06	0.08
	Total	17.67	17.67	22.77
TOTAL EMPLOYEES		89.67	89.67	100.27

City of Malibu

Fiscal Year 2021-2022

Proposed City Council Work Plan

In Fiscal Year 2019-2020 and Fiscal Year 2020-2021, the City Council established Public Safety, Woolsey Fire Recovery and School District Separation as its top three priorities. The Fiscal Year 2021-2022 Work Plan retains these items as the top priorities pending further direction from the Council.

- 1. Public Safety**
- 2. Woolsey Fire recovery and rebuilding**
- 3. School District Separation**
4. Preserve Malibu's rural residential character
5. Enhance environmental efforts; protect and improve water resources
6. Maintain fiscal sustainability and provide government transparency
7. Engage the community through arts and community programs
8. Improve and maintain the City's public infrastructure and community spaces
9. Ongoing City operations

1. Public Safety: Protect the Community through Law Enforcement and Emergency Management

a) Response to COVID-19 (All Departments)

Staff continues to implement public health protocols at City Hall and respond to staff concerns regarding exposure to COVID and confirmed or suspected cases of COVID. The City has adapted the way it provides services and will continue to do so in a safe manner. Staff will continue to monitor new policies and regulations that impact the Malibu community and respond accordingly, including providing regular updates to the community. The City will also continue to host vaccination and testing events as needed.

b) Emergency Preparedness (Public Safety, Management Services)

Emergency preparedness efforts include outreach to the community, schools and businesses, and coordination with local law enforcement and public safety agencies. City staff will participate in the required Standard Emergency Management Systems (SEMS) and National Incident Management Systems (NIMS) trainings, as well as monthly training and exercises on the virtual Emergency Operations Center (EOC) system that was established in 2020. If the pandemic improves and City Hall operations return to pre-pandemic standards, one functional exercise in the City's (EOC) will be held in Fiscal Year 2021-2022 to ensure that the City is ready to respond in the event of a major disaster. City staff continues to conduct virtual EOC exercises in order to be prepared to manage the City remotely during a disaster.

c) Emergency Plan Update (Public Safety, Management Services)

The City's current Emergency Operations Plan was adopted in February 2019 and requested updates to the mass evacuation plan were subsequently adopted in September 2019. Staff continues to update the plan as needed. Recent updates include the newly established Evacuation Zones. Additional updates to be completed

City of Malibu
Fiscal Year 2021-2022
Proposed City Council Work Plan

this Fiscal Year include updates to the Communications Unit to incorporate upgrades to the handheld and broadcast radio capabilities in the City.

d) Radio Communications Enhancement (Public Safety, Management Services)

The City has a newly established radio repeater tower, which was established to expand and improve handheld radio capabilities. Expansion and refinement of this system will continue, along with weekly radio checks with CERT volunteers and City staff. In addition, staff continues to support local public radio broadcast reception, which is critical to emergency communication. The effectiveness of a future emergency siren system, which will be accessible throughout the City, requires a repeater tower. The tower was acquired, and a license was obtained from the FCC. The repeater is now fully functional and weekly radio checks will continue through Fiscal Year 2021-2022. Additional radio enhancements will also be explored to maximize the reach of the frequency.

e) Volunteers on Patrol (VOP) (Public Safety, Management Services)

The City's robust VOP program provides a valuable service to the Malibu community. The VOP provide traffic control, issue parking citations, and monitor for code enforcement issues and general safety matters. Staff will continue to enhance and improve this program and services throughout Fiscal Year 2021-2022.

f) Emergency Alert Systems (Public Safety, Management Services)

The City has a variety of tools to warn the public about emergency situations, including the City website's e-notification system, Nixle alerts, emergency hotline, the Everbridge disaster mass notification system, and FEMA-authorized Wireless Emergency Alerts (WEA), which go out to all cell phones within range of a specified, activated cell tower. Staff also regularly utilizes the Traffic Advisory and Utility Advisory sections of the website e-notification system to notify residents of traffic issues and power or water service interruptions in the Malibu area. Staff conducts the required monthly tests of the WEA system and regularly tests other systems as appropriate. Staff will continue to use these tools and identify additional communication tools in Fiscal Year 2021-2022.

g) Emergency Warning Sirens – Design (Public Safety, Management Services, Planning)

An Emergency Warning Siren system will improve the City's ability to alert the community by providing mechanisms to alert residents in areas without power and those who live in neighborhoods with poor cell service. Phase One of the project included a sound study to determine the optimal number and locations of individual sirens, power and infrastructure requirements, and siren sound range. The City has been awarded a FEMA Hazard Mitigation Grant to fund the design, engineering and environmental compliance needed for a shovel-ready project. Phase Two of the Emergency Warning Sirens project will be implementation of the design plan,

City of Malibu
Fiscal Year 2021-2022
Proposed City Council Work Plan

including purchasing, installing, and testing the sirens. The City will apply for future grant funding for this phase of the project.

h) Community Emergency Response Team (CERT) (Public Safety, Management Services)

The Community Emergency Response Team (CERT) program includes providing CERT training to residents and supporting the Malibu CERT Team. At least three CERT training classes and one CERT refresher course are normally scheduled each year. Due to COVID-19 restrictions, a virtual CERT class is currently being offered, with an in-person final drill to be held when it is safe to do so. The Malibu CERT Team has been assisting with COVID-19 testing and vaccination events. The CERT Team maintains the City's five emergency supply bins and is overseeing the expansion of the handheld radio system in addition to providing assistance during disasters.

i) Wildfire Safety Program (Public Safety, Management Services)

The Fire Safety Liaison oversees the Wildfire Safety Program, which includes developing wildfire prevention and preparedness plans, conducting Home Ignition Zone Assessments to encourage effective home hardening, conducting wildfire safety public education, and implementing the Community Wildfire Protection Plan.

j) Earthquake Resiliency Initiative (Public Safety, ESD, Management Services)

The implementation of the Earthquake Resiliency Initiative, which was delayed as the City prioritized rebuilding in the wake of the Woolsey Fire and then again due to the pandemic, will resume in Fiscal Year 2021-2022. Public Safety staff will work with Building Safety staff to compile a list of vulnerable structures and develop strategies to encourage property owners to make necessary improvements. Public education regarding personal preparedness and non-structural earthquake hazards will continue with extra emphasis during Preparedness Month in September.

k) Homelessness Outreach and Services (Public Safety, Management Services)

In coordination with the Los Angeles County Sheriff's Department, The People Concern and the Outreach Coordinator that serves the Las Virgenes-Malibu Council of Governments (COG), Public Safety staff continue to work on solutions to assist the City's homeless population. The City will continue implementation of the Homelessness Strategic Plan, which focuses on providing homeless individuals with access to services and housing, while also ensuring public safety for everyone.

l) Homelessness Shelter and Safe Parking Program (SPP) – Identify Site (Public Safety Management Services)

In February 2021, the Council directed staff to develop a robust public outreach on addressing homelessness in Malibu, to explore partnerships with other jurisdictions for a joint project, and to work with the City Council to compile a list of possible locations for an Alternative Sleeping Locations and a Safe Parking Program.

City of Malibu
Fiscal Year 2021-2022
Proposed City Council Work Plan

m) Wildfire Safety Plan (Public Safety)

The City received a Cal Fire grant to prepare a Community Wildfire Protection Plan (CWPP), which will identify actionable strategies for mitigating the risk of fire in and around Malibu neighborhoods. The draft CWPP was completed in 2020, and Public Safety staff will oversee the implementation of this plan.

n) Oversight of SCE Annual Vegetation Maintenance Program (Planning)

This task involves staff working with the City's contract arborist to monitor and coordinate with Southern California Edison (SCE) and its contractors on the implementation of SCE's annual vegetation management program, which occurs in the spring, and the drought resolution initiative, which involves removal of drought-damaged trees. Staff's focus is ensuring native trees and ESHA are protected concurrently with these fire hazard reduction programs.

o) KBUU FM Booster Station (Community Services, Planning)

Installation of an antenna, transmitter, and small communication dish at Malibu Bluffs Park will extend KBUU's listenable signal throughout Malibu to the City boundaries. The extended signal will allow KBUU to reach a larger number of Malibu residents more effectively during emergencies. Once project details are finalized, the project will require planning entitlements to be processed.

p) Annual Day of Preparedness – November 9 (Public Safety, Community Services, Management Services)

To honor all those who responded to the Woolsey Fire, the City Council declared November 9 as the City's Annual Day of Preparedness with the first celebration held in 2019. A community event with a preparedness theme will be held on that day in 2021.

2. Woolsey Fire Recovery: Facilitate Community Rebuilding and Infrastructure Improvements

a) Community Rebuilding (All Departments)

All City departments have been and will continue facilitating the rebuilding of homes damaged in the Woolsey Fire. In Fiscal Year 2020-2021, the equivalent of seven full-time staff were reassigned to work on Woolsey Fire rebuilding in lieu of using contract services. In Fiscal Year 2021-2022, the staff will continue to work on the rebuilding effort, but their staff time has been moved to their home departments. Rebuilding homes remains a high priority.

b) Community Development Block Grant – Disaster Recovery Multifamily Housing Program (Management, Planning)

On March 8, 2021, Council approved the allocation of \$18,602,848 in Community Development Block Grant (CDBG) Disaster Recovery funding. Staff is working on the due diligence process and developing a grant agreement with the Department of

City of Malibu
Fiscal Year 2021-2022
Proposed City Council Work Plan

Housing and Community Development of California (HCD) for the use of these funds. Once the grant agreement is approved, staff will need to develop a solicitation package for potential developers interested in receiving gap funding for the construction or reconstruction of eligible multifamily affordable housing units. If projects are awarded funding under this program, the City must monitor the projects for compliance with federal and state guidelines, including environmental, construction and affordability regulations.

c) Latigo Canyon Road Roadway/Retaining Wall Improvements (Public Works)

This project consists of repairing the roadway and existing timber retaining walls on Latigo Canyon Road that were damaged by the Woolsey Fire.

d) Trancas Canyon Park Slope Improvements (Public Works, Community Services)

The project consists of repairing damages to the existing slope east of Trancas Canyon Park due to the Woolsey Fire. The fire caused stability issues from soil and rock erosion and damages to the existing concrete drainage facilities.

e) Trancas Canyon Park Planting and Irrigation Improvements (Public Works, Community Services)

This project consists of repairing the planting and irrigation system that was destroyed by the Woolsey Fire.

f) Birdview Avenue Road Embankment Improvements (Public Works)

This project consists of repairs to roadway embankment cut slopes located on Birdview Avenue that have eroded due to severe storm events after the Woolsey Fire that caused mud, debris, and rock flow within the adjacent street.

g) Broad Beach Road Water Quality Improvements (Public Works)

The City owns over 800 feet of permeable pavers, landscaping and underground biofiltration devices on Broad Beach Road that were damaged by silts, mud and debris caused by storms in 2019. These items are permanent best management devices required to comply with the City's MS4 NPDES Stormwater Water Quality Permit. This project consists of repairing the permeable pavers, replacing media material in the biofilters, and replacing damaged landscaping.

h) Encinal Canyon Road Drainage Improvements (Public Works)

This project is located on Encinal Canyon Road where minor erosion areas and storm drain lines were damaged by the severe storms that followed the Woolsey Fire. The project will consist of repairing the erosion areas and damaged storm drain lines.

i) Malibu Park Storm Drain Improvements (Public Works)

Multiple storm drains throughout the Malibu Park area and on Birdview Avenue have sustained substantial damages. These damages occurred during the 2019 rainy

City of Malibu
Fiscal Year 2021-2022
Proposed City Council Work Plan

season that brought heavy debris and localized flooding from the surrounding burned areas of the Woolsey Fire. The drainage structures, slopes and roadways will be repaired within the identified project locations.

j) Clover Heights Storm Drain Improvements Project (Public Works)

After the Woolsey Fire, the City experienced heavy rains in 2019 causing damage to the drainage system on Clover Heights Avenue. The City received grant funding through the FEMA Hazard Mitigation Grant Program for design and construction to install a new storm drain line on Clover Heights Avenue.

k) Westward Beach Road Shoulder Repairs (Public Works)

This project consists of repairing the shoulder on Westward Beach Road that was damaged during the 2019 rainy season following the Woolsey Fire.

l) Storm Drain Master Plan (Public Works)

After the Woolsey Fire, the City experienced storm damage throughout areas affected by the fire. The City received grant funding through the FEMA Hazard Mitigation Grant Program for the development of a Storm Drain Master Plan. This master plan will assist the City in future planning of infrastructure improvements to reduce storm damage.

m) Malibu Road Slope Repairs (Public Works)

After the Woolsey Fire, the City experienced heavy rains that caused damage to the existing slope and roadway shoulder area adjacent to 24712 Malibu Road. This project consists of repairing the existing slope and shoulder area.

n) Corral Canyon Road Stabilization Project (Public Works)

This project consists of constructing a new drainage outlet and a rock slope protection system outlet.

o) Point Dume Walkway Repairs (Public Works)

This project consists of repairs to walkways damaged in the Point Dume neighborhood as a result of the Woolsey Fire.

3. School District Separation: Establish a Malibu Unified School District

a) School District – Fiscal Analysis (Management Services)

In 2017, the City sent a letter to the Los Angeles County Office of Education (LACOE) officially submitting its petition for the unification of a new Malibu Unified School District (MUSD). In 2018, the City asked LACOE to accept and temporarily suspend the City's petition pending the outcome of negotiation efforts between the City and the Santa Monica-Malibu Unified School District (SMMUSD). The Council directed the City Manager and City Attorney to pursue negotiations with SMMUSD under the guidance of the City Council School District Separation Ad Hoc Committee. Since

City of Malibu

Fiscal Year 2021-2022

Proposed City Council Work Plan

then, staff has worked with the Ad Hoc Committee, City consultants, and SMMUSD representatives to develop a framework for school district separation. On October 12, 2021, in response to the stalled negotiations, the Council directed staff to resubmit the City's petition to LACOE for the formation of an independent MUSD.

The LACOE County Committee on School District Organization (County Committee) scheduled the Preliminary Hearing on the City's petition for April 17, 2021. As part of the petition process, the City must submit a comprehensive report, including detailed financial and demographic information, to the County Committee. The County Committee review process will also require presentations and additional analysis to support the petition.

As the petition continues through the local and State process, additional documentation will be required, including an Environmental Impact Report.

4. Preserve Malibu's Rural Residential Character

a) Accessory Dwelling Unit (ADU) Ordinance (Planning)

In September 2018, the Planning Commission held a public hearing on this item, provided its recommendation on the draft ordinance, and directed staff to come back with a final recommendation. In Fiscal Year 2019-2020, the Planning Commission hearing on the updated draft ordinance was postponed in order to address changes in State law that became effective January 1, 2020. During Fiscal Year 2020-2021, staff incorporated the guidance received from the California Coastal Commission (CCC) and State into a draft ordinance and will hold a public workshop. After that workshop, the ordinance will be presented to the Planning Commission and City Council.

b) Short-Term Rental (STR) "Home-sharing" Ordinance and LCPA (Planning, Management Services)

In February 2018, the City contracted with Host Compliance, LLC to provide consulting and software services related to STR permitting, compliance monitoring and enforcement in anticipation of the adoption of an STR ordinance. In September 2018, Council directed staff to provide additional information regarding options for a ban on STR, including the financial implications and processing of a Local Coastal Program (LCP) amendment (LCPA). A financial consultant was contracted to provide analysis of the financial impacts of an STR ban. In December 2019, Council directed staff to prepare an ordinance similar to Santa Monica's home-share ordinance and initiate the necessary LCPA. Subsequent to the City's submittal of the LCPA to the CCC, in January 2021, the CCC submitted a comment letter to City staff. Due to the extensive data collection and analysis required to respond to the CCC letter, the City's formal response is in progress. Upon certification of the LCPA, an extensive public outreach program will be needed, followed by coordination with Host Compliance,

City of Malibu
Fiscal Year 2021-2022
Proposed City Council Work Plan

Code Enforcement and the Sheriff's Department to implement and enforce the new ordinance.

c) Parking as a Stand-Alone Use (Planning)

In May 2017, Council adopted a resolution initiating a Zoning Text Amendment (ZTA)/LCPA to allow commercial parking facilities as a stand-alone use. In Fiscal Year 2019-2020, this item was presented to the Zoning Ordinance Revisions and Code Enforcement Subcommittee (ZORACES), the Planning Commission, and the City Council. At the November 2020 City Council meeting, the Council provided staff with additional guidance and requested that staff return with an amended ordinance.

d) Overnight Parking Ordinance (Planning, Public Works)

This ordinance amends the Malibu Municipal Code (MMC) to address long-term parking along City streets that interferes with public coastal access. In Fiscal Year 2019-2020, Council adopted Ordinance No. 460 establishing overnight parking restrictions on alternate sides of PCH for the Las Tunas and Malibu Pier/Surfrider Beach areas. In Fiscal Year 2020-2021, the Council adopted Ordinance No. 469 expanding the overnight parking restrictions to Corral Canyon Beach and Zuma Beach. Coastal Development Permits (CDP) have been approved and signs installed for Las Tunas, Zuma Beach, and Corral Canyon Beach. A CDP for installation of signs for the Malibu Pier/Surfrider Beach area remains to be processed. In Fiscal Year 2021-2022, staff will prepare ordinances to allow for the expansion of this program to other areas of the City as directed by the Council.

e) Housing Element 6th Cycle RHNA and 2021 Housing Element Update (Planning)

In March 2020, the City received and adopted its Regional Housing Needs Assessment (RHNA) as allocated from the Southern California Association of Governments (SCAG). In November 2020, staff met with Cal Fire to obtain guidance on the draft Safety Element. In Fiscal Year 2020-2021, staff is working with its consultant to prepare a draft of the updated Housing Element and Safety Element. In October 2021, staff will begin to schedule public workshops and hearings on both the Housing and Safety Elements.

f) Cannabis Ordinance (Planning)

Malibu Measure G became effective in December 2018, allowing recreational retail sales and delivery of cannabis within the City by two dispensaries. Allowing recreational use has triggered additional inspection, licensing and tax requirements that involve extensive research and coordination with other agencies and applicants.

Staff is implementing the City's cannabis ordinance and, with the assistance of Code Enforcement staff, compliance with the City-issued Conditional Use Permit (CUP) is taking place. Staff is currently preparing an amendment to the City's cannabis

City of Malibu
Fiscal Year 2021-2022
Proposed City Council Work Plan

ordinance to ensure compliance with the current County guidelines. These updates will allow for County health inspections and business license requirements.

g) MRCA Coastal Access Public Works Plan (Planning)

The Mountains Recreation and Conservation Authority (MRCA) is proposing a Malibu Coastal Access Public Works Plan (PWP) for 17 public beach accessways along the coast in Malibu. The City submitted comments on the project's CEQA document in February 2020. In Fiscal Year 2021-2022, staff will follow up on this project and provide comment to MRCA. The project will extend over multiple years.

h) Farmers Market Parking in the Civic Center (Planning)

The Cornucopia Foundation submitted an amendment to its CUP in February 2021. Staff is working with the Cornucopia Foundation to complete the application and to schedule it for a public hearing. Approval of the amendment will allow for use of the City's loki property for farmers market parking on Sundays during construction of the Santa Monica College facility. In addition, staff is monitoring the long-term operations of the market.

i) Wireless Communication Facilities Ordinance (Planning)

Pursuant to the ordinance adopted by the City Council in April 2021, staff will continue to process applications pursuant to the new ordinance.

j) Sign Regulations Code Amendments (Planning)

In November 2020, based on recommendations received from the City Attorney's office, Council initiated amendments to the MMC and LCP to modify sign regulations to allow property owners to bring the code into compliance with the First Amendment of the US Constitution. In April 2021, staff presented a draft of the amendments for consideration by the Planning Commission and adoption by the City Council. Upon final approval by the City Council, staff will forward the LCPA to the CCC. In Fiscal Year 2021-2022, staff will monitor the progress of the LCPA review by the CCC.

k) Planning Department Operations (Planning)

- 1) Planning - This program is responsible for assisting the community at the Public Counter, reviewing project and event applications for consistency with the MMC and LCP, evaluating project compliance with the California Environmental Quality Act (CEQA), and maintaining regulatory documents, including the Malibu General Plan and zoning and land use maps.
- 2) Code Enforcement - This program ensures compliance with the laws and regulations in the MMC and Zoning Ordinance, including illegal construction, code violations, short-term rental violations, and all other enforcement issues, to keep the City safe.

City of Malibu
Fiscal Year 2021-2022
Proposed City Council Work Plan

l) Environmental Sustainability Department (ESD) Operations (ESD)

- 3) Building Safety - This program is responsible for compliance and enforcement of State and local building standards, including fire rebuild, inspections, permits, plan check, code interpretation, and coastal and geological review.
- 4) Wastewater Management - This program is responsible for managing onsite wastewater systems for compliance, including plan check, the operating permit program, Local Agency Management Program, and the frequent pumping program.
- 5) Administration - ESD administration is responsible for the management of records, legal noticing, policy and procedures, agendas and staff reports, budget analysis, and contracts.

5. Enhance Environmental Efforts; Protect and Improve Water Resources

a) Civic Center Water Treatment Facility (CCWTF) (Public Works, Management Services, Planning, ESD)

The construction of CCWTF Phase One was completed in Fiscal Year 2018-2019. The design of Phase Two began in Fiscal Year 2019-2020 and will be completed in Fiscal Year 2020-2021. Phase Two expands the wastewater collection and recycled water system to include properties in Malibu Colony, the condominiums on Civic Center Way, HRL Laboratories, and a portion of the Serra Canyon neighborhood. In addition, the treatment plant will be expanded to treat the additional wastewater from these properties. The work will include preparing a CDP, construction plans, project specifications and cost estimates. In order to meet the mandated completion date of 2024, the project will begin construction in 2022.

b) Integrated Pest Management Program / Earth Friendly Management Policy (EFMP) (ESD, Community Services, Planning)

On October 28, 2013, the City Council adopted an Integrated Pest Management (IPM) Policy and Program. Staff implemented the IPM principles as best management practices in addressing pests and developed a community outreach brochure describing the dangers that rodenticides pose to local wildlife, as well as preventative measures and alternatives to rodenticide use.

In June 2019, the Earth Friendly Management Policy (EFMP) was adopted by Council. The policy remains in place with oversight by the Parks and Recreation Commission. Staff and contractors continue to follow all policies and procedures outlined in the EFMP.

c) Clean Water Monitoring Program (ESD, Public Works)

To carry out the City's regulatory obligations under the municipal separate storm sewer system (MS4) permit and related regulations, this program involves stream and ocean monitoring, as well as outreach to promote community-wide use of best management practices (BMPs). Ongoing monitoring for regulatory compliance

City of Malibu
Fiscal Year 2021-2022
Proposed City Council Work Plan

includes implementation of the Coordinated Integrated Monitoring Program (CIMP), as required by the MS4 permit. The CIMP integrates stream monitoring events and TMDL monitoring for bacteria and trash at selected beaches and drainage courses, and in Malibu Creek. Special studies may include supplemental monitoring and assessment to develop adaptive management strategies for regulatory compliance. The City is the program manager for cost-sharing for the CIMP in a Memorandum of Understanding (MOU) with the County of Los Angeles and Los Angeles County Flood Control District. Additional opportunities under development include the City's near-shore ocean water quality project and supplemental assessments of sub-watersheds slated for stormwater treatment projects in the EWMP. Staff continues to implement the CIMP jointly with the Los Angeles County Department of Public Works and Flood Control District.

d) Clean Water Regulations Compliance (ESD)

The following regulatory and legal obligations are being implemented: Area of Special Biological Significance (ASBS); MS4 Permit (stormwater); NRDC/LA Waterkeeper lawsuit settlement agreement; short- and long-term compliance strategies for seven Total Maximum Daily Load (TMDL) requirements; wastewater systems management; and Civic Center Prohibition/MOU compliance. Staff is working with the County on an MOU for updates to EWMP and Reasonable Assurance Analysis (RAA), which may lead to the identification of additional, smaller-scale water quality improvement projects.

e) Legacy Park Rehabilitation Project (Community Services)

This project began in 2019 by assessing the plant life within Legacy Park, which has historically struggled due to poor soil and water conditions. Staff worked with a consultant, Studio-MLA, to complete the assessment and develop a long-term, sustainable plan for rehabilitating plant life within the park.

In Fiscal Year 2020-2021, 10 additional test plots were planted throughout the park, after the first 18 plots were successfully established in Fiscal Year 2019-2020. The plots will be monitored and evaluated throughout 2021 to continue establishing and expanding native plant life to areas where growth has been difficult.

f) Coastal Vulnerability Assessment (ESD, Planning)

In September 2019, Council awarded a professional services contract for the development of a coastal vulnerability assessment. ESD staff and its coastal engineering consultants are working to perform an assessment of vulnerabilities along the local shoreline due to erosion and sea level rise to help inform City planning efforts by identifying impact thresholds at which significant planning areas, assets or coastal resources could be impacted by sea level rise. The consequence of the identified impacts will also inform City policies and programs to help minimize risk to important infrastructure, basic services and valuable resources. The vulnerabilities and consequences identified in this assessment will be used to facilitate prioritizing

City of Malibu
Fiscal Year 2021-2022
Proposed City Council Work Plan

planning efforts to account for the urgency (time horizon) of each impact, and the importance of each impact on the community and resources. The first planned public workshop to solicit community input was postponed due to COVID-19.

g) Clean Power Alliance (CPA) (ESD)

CPA is a locally controlled electricity provider in Southern California offering clean renewable energy at competitive rates. CPA provides energy for Malibu at a fee that replaces what SCE would have charged. Starting in May 2018, Malibu residents and businesses chose the percentage of clean energy they wanted to receive. In October 2019, the Council approved the selection of the 100% Tier Option for CPA customers within the City, effective October 2020.

h) Environmental Programs (ESD)

This program is responsible for mandated clean water and solid waste compliance items and reporting, City-specific regulations, such as locking dumpster lids, and other environmental work plan items, such as the plastic ban and compliance with the Dark Sky Ordinance.

i) FEMA Floodplain Maps (Public Works)

In December 2011, FEMA began the process of revising the flood maps along the California coastline based upon new data and coastal engineering analysis, including modifications to base flood elevations. The City submitted an appeal to FEMA's proposed revisions to the flood maps, and subsequently a Letter of Map Revision (LOMR). City staff and its consultants will be coordinating with FEMA on the City's appeal and LOMR.

j) Pesticide LCPA (Planning)

In December 2019, Council adopted the Pesticide LCPA, which was then submitted to CCC. Staff has responded to CCC information requests. The CCC had scheduled a hearing on the LCPA in March 2021. However, in coordination with Poison Free Malibu, the City requested a continuance until May 2021 to allow for additional time to evaluate and provide feedback on CCC staff's suggested modifications.

k) Dumpster Lid Ordinance Implementation and Enforcement (ESD, Media, Code Enforcement)

Staff continues enforcement of the Enhanced Dumpster Enforcement program. In Fiscal Year 2019-2020, staff worked with City partners to draft an ordinance to require locking lids on commercial solid waste, organic waste, and recycling bins, which was adopted by Council in March 2020. As part of the ordinance, quarterly inspections are planned for the first year of implementation, along with outreach to assist local businesses with compliance. Code Enforcement staff were tasked with ensuring that businesses are compliance starting February 2021 and compliance has been achieved.

City of Malibu
Fiscal Year 2021-2022
Proposed City Council Work Plan

6. Fiscal Sustainability and Transparency

a) City Council, Commissions and Committees (All departments)

All departments and staff participate in the preparation of agendas, staff reports and presentations for the City Council, City Commissions, Environmental Review Board, Committees and Subcommittees. Media staff, administrative staff and the City Clerk's office are responsible for the technical hosting of meetings and preparation of minutes.

b) Public Records Requests and Subpoenas (All departments)

All departments and staff participate in responding to public records requests and subpoenas by searching both digital and paper documents retained by the City.

c) Budget Management (Management Services, Media)

As part of the City's commitment to providing government transparency, user-friendly budget information is developed to help the community better understand the City's finances. Quarterly budget reports will continue to be provided to the Council pursuant to the City's policies. Staff will continue to monitor the State and local fiscal impacts of the COVID-19 pandemic and recommend adjustments, as necessary.

d) General Fund Reserves (Management Services)

Pursuant to Council Policy No. 3, a minimum of 50% of the General Fund operating budget is to be maintained in the General Fund Undesignated Reserve. A 65% reserve is recommended to maintain the City's high credit rating. The reserves have been instrumental in helping the City weather the Woolsey Fire. The proposed Fiscal Year 2021-2022 Budget provides for a 74% reserve.

e) Debt Service Management (Management Services)

The City has issued debt over the past 10 years for the acquisition of Legacy Park, the acquisition and improvements of City Hall, the acquisition of Trancas Field, and the acquisition of three vacant parcels of land. A Debt Management Policy was approved in Fiscal Year 2017-2018 to provide policy guidance for existing and future debt issuances and to help the City maintain its AA+/AAA credit rating.

f) Finance Operations (Management Services)

1) Audit Management - Finance staff is responsible for all City financial audits, including the interim and annual independent audit, audits of all outside funding sources, such as Metro, Air Quality Management District (AQMD), CDBG, Dial-A-Ride, Annual Street Report, Cities Financial Transaction Report, and the State Controller's Report. Other mandated reports are also prepared by this department including California Joint Powers Insurance Authority (JPIA) filings, US Census Bureau reports and other reports as required for debt service. Finance staff also prepares the Comprehensive Annual Financial Report (CAFR) as mandated by law.

City of Malibu
Fiscal Year 2021-2022
Proposed City Council Work Plan

- 2) Payroll Management - Finance staff is responsible for the City's biweekly payroll services, including preparation of quarterly and annual State and Federal tax filings, preparation of W-2 forms, management of employee benefit programs, and other mandated reporting requirements.
- 3) Accounts Payable and Cash Receipts - Accounts Payable functions include the processing of approximately 7,500 individual invoices annually, management of purchase orders, oversight and processing of approximately 1,000 alarm permits, preparation of warrant registers, and daily reconciliation of City accounts. Cash receipts functions involve the daily deposits of City revenues, including cash receipts from public counters, verification of receipt of funds, and regular bank reconciliations. Duties associated with billing and invoices include preparation of billings for commercial tenants, subpoena invoices, past due notices, oversight of all taxes, and late fee and penalties invoices. Short-term rentals (STR) and transient occupancy tax (TOT) tracking is also managed by Finance staff, including compliance with the MMC, calculation and billing of taxes due.
- 4) Parking Citation Management - Finance staff serves as the liaison between the Los Angeles County Sheriff's Department, Volunteers on Patrol (VOP) and the City's citation processing service. Staff assists with citation receipts, appellants, administrative hearings, and provides supplies and monitors equipment for the VOP and Sheriff's Department.

m) Media Information Operations (Management Services)

- 1) Public Messaging - The Media Team plans, creates and executes the City's public messaging about City actions, legislation, meeting, priorities and events, as well as emergency communications, including several kinds of emergency alerts.
- 2) Social Media and Platforms - The Media Team creates messaging content and graphics for the City website, 13 social media platforms (Twitter, Facebook and Instagram), Nextdoor, the traffic and emergency phone hotline, radio public service announcements (PSA), and printed materials, such as flyers, posters and mailers, surveys and other materials.
- 3) Press Releases - The Media Team manages media relations and crisis communications, including planning and executing press releases, media events, coordinating media interviews and providing briefings, talking points and speeches for City officials.
- 4) Public Meetings - The Media Team manages the audiovisual operations for all of the City's virtual public meetings and events.
- 5) Emergency Communication - As part of the City's Emergency Operations, the Media Team coordinates all public communications and media relations with partner agencies at County, State and federal levels during emergency incidents, such as natural disasters, terrorist incidents, and public health emergencies.
- 6) Alert System – Media staff provide 24/7 coverage to provide the community with up-to-date traffic, weather and emergency notifications.

City of Malibu
Fiscal Year 2021-2022
Proposed City Council Work Plan

n) Media Management (Management Services)

Media staff provide technical video and audio support for all of the City's public meetings, including City Council meetings, special meetings, town hall meetings and commission meetings.

o) Information Technology (IT) (Management Services)

IT staff provide support for over 186 computers and 51 servers, as well as supporting the City-issued cell phones, tablets, copiers and other office equipment. Each year, IT staff responds to over 900 service requests from City staff and elected officials.

p) Information Technology Strategic Plan Implementation (Management Services)

The City conducted an assessment of its Information Technology (IT) Strategic Plan in FY 2019-2020 to better coordinate technology for City services and to streamline information access for the public. The consultant submitted the draft IT assessment, but the project prioritization workshop for staff was put on hold due to COVID-19. The pandemic highlighted the critical need for additional on-line services. This project will be resumed in Fiscal Year 2021-2022.

q) Records Management (City Clerk)

This project allows City staff to coordinate with its records storage facility to improve records maintenance and management. The main goals include minimizing offsite storage of records and files, streamlining current records management, digitizing records for the permitting software program, and transferring records to the document imaging program. The intent is to reduce costs and increase efficiencies as the City converts paper originals into a digital format.

r) City Website and Media Operations (Management Services)

Media and Management staff oversee maintenance, improvements, and enhancements to the City's website and the MalibuRebuilds.org webpage with input from other departments' staff. Media staff work with other City staff to develop numerous brochures, advertisements, pamphlets, and mailers to promote and advertise various workshops, events, and services offered by the City. Other media information projects include enhancements to social media and an increase in the number of videos produced. Media staff form the core of the City's EOC Communications team for all disasters.

s) City Clerk Operations (City Clerk)

The City Clerk's office is responsible for compliance with requests made pursuant to the Public Records Act, recording documents, receiving and oversight of subpoenas, and monitoring of the Fair Political Practices Commission (FPPC) Filings, and serves as the custodian of all City records.

City of Malibu
Fiscal Year 2021-2022
Proposed City Council Work Plan

t) By-District Elections (City Clerk)

On October 25, 2019, Milton C. Grimes of the Law Offices of Milton C. Grimes sent the City a letter that claims the City's at-large election system violates the California Voting Rights Act. The City held public hearings in February and March 2020 to receive input from the community. The public hearings scheduled for March 13 and April 2, 2020, were cancelled due to the COVID-19 pandemic. On March 20, 2020, the Governor issued Executive Order N-34-20, which, in part, suspended the timeframes for conducting the hearings required for changing from an at-large method of election to a district-based election as set forth in Elections Code Section 10010 until such time as neither State nor local public health officials recommend or impose social/physical distancing measures. In July 2020, a California Court of Appeal issued an opinion finding no merit to a lawsuit alleging that the City of Santa Monica's at-large elections system violated the California Voting Rights Act. On July 13, 2020, the City Council decided against putting a measure on the November 2020 ballot regarding by-district elections. The plaintiffs in the Santa Monica lawsuit appealed and the California Supreme Court agreed to review the case. The timeline for when the Supreme Court will issue a decision in this case will depend on when briefing concludes and how long thereafter the Court sets oral argument.

u) Develop and Implement new GIS system (Public Works)

Work under this program includes an assessment of the City's GIS needs and purchasing updated GIS software.

7. Engage the Community

a) Oversight of Library Set Aside Funds and Speaker Series (Community Services, Management Services)

The Malibu Library is owned and operated by the County of Los Angeles. The City and County work cooperatively to develop programming and improvements using Set Aside Funds for the Malibu community based on the MOU terms between the two agencies, which is in place until 2044 with two possible five-year extensions. In Fiscal Year 2018-2019, the City adopted the 2018 Malibu Library Needs Assessment to identify future projects and library programs. Due to the COVID-19 pandemic, the Malibu Library projects were not included in the City's Approved Work Plan for Fiscal Year 2020-2021. The Council continues to fund the Malibu Library Speaker Series established in 2013 to feature events with professional speakers on a wide variety of topics, in addition to the Local Author Series, which highlights Malibu's literary talent. Staff continues to work with the library to produce the program each year. Library Speaker Series events were cancelled in Fiscal Year 2020-2021 due to COVID-19. When in-person gatherings are permitted, staff will prepare details on the Malibu Library Set Aside Funds for Fiscal Year 2021-2022 for Council review and approval.

City of Malibu
Fiscal Year 2021-2022
Proposed City Council Work Plan

b) Special Events (Community Services)

The Community Services Department produces several events each year to engage the community, such as the Tiny Tot Olympics, Chumash Day, and the Halloween Carnival. In-person events were canceled in Fiscal Year 2020-2021 due to COVID-19; however, the Department coordinated several virtual events and online activities, including the Virtual Student Art Exhibition and Polli-Power Family Gardening and Art Grab-and-Go Kits. Many of these events are expected to resume in Fiscal Year 2021-2022 once in-person gatherings are permitted. Attendance at City special events in Fiscal Year 2021-2022 is expected to be lower than previous years due to State or County public health restrictions.

c) Arts Programs and Events (Community Services)

Seasonal art exhibits are produced at City Hall featuring works by Malibu-affiliated artists. In Fiscal Year 2020-2021, in-person exhibitions were cancelled; however, local artists were featured through an online art exhibition. A virtual Arts in Education session took place in early 2021 in partnership with Malibu Elementary School featuring poetry and art with local professionals. Due to the program's success, a student art exhibition was curated at the Michael Landon Center. The Community Services Department plans to curate outdoor art exhibitions in Fiscal Year 2021-2022, while following State and County public health guidelines, and will resume in-person art exhibitions at City Hall when in-person gatherings are permitted. Additionally, the Department will resume art programs, workshops, and events that were postponed or canceled in Fiscal Year 2020-2021.

d) Girls Only Programming (Community Services)

Staff coordinates and promotes several Girls Only sports programs. In Fiscal Year 2020-2021, the City offered free Girls Only clinics, following State and County COVID-19 public health guidelines. Due to COVID-19 restrictions, the City could not provide programs, such as Girls Only basketball, which had been offered in the past. In Fiscal Year 2021-2022, the City will resume expanded Girls Only programming once COVID-19 State and County restrictions are lifted allowing the sharing of equipment, indoor programming, and increased attendance.

e) Senior Programs and Trips (Community Services)

The Senior Center was closed during Fiscal Year 2020-2021 due to the COVID-19 pandemic. The City offered virtual programs, drive-thru events, virtual tech help, and wellness calls in Fiscal Year 2020-2021. Staff continued to provide the digital Senior Center Newsletter and worked with local organizations to offer seniors COVID-19 assistance, such as grocery shopping and errands.

The City's Dial-A-Ride program continued offering low-cost transportation to grocery stores, medical appointments, and other essential locations throughout Fiscal Year 2020-2021. Additionally, the City offered Seniors free transportation to vaccination

City of Malibu

Fiscal Year 2021-2022

Proposed City Council Work Plan

appointments, assisted seniors with finding vaccination appointments, and notified Seniors about a mobile vaccination site at Malibu City Hall.

In Fiscal Year 2021-2022, in-person programming is expected to resume following State and County COVID-19 public health guidelines. These programs include dance, yoga, poetry, autobiography writing, and art. Events and excursions will continue once gatherings are permitted, which may not be until the end of Fiscal Year 2021-2022.

f) Community Services Programs and Classes (Community Services)

Limited programming for school-aged children resumed after cancellations occurred in late Fiscal Year 2019-2020. Following the implementation of State and County COVID-19 restrictions, staff adapted by adjusting capacity limits and implementing new physical distancing, sanitizing, and online registration protocols. A variety of outdoor programs and day camps took place, including surf, soccer, basketball, tennis, theater, and cross country. Outdoor adult programming was also added in late Fiscal Year 2020-2021, including Pilates and yoga.

Early in the COVID-19 pandemic, the Community Services Department launched the Virtual Recreation Center on the City's website, which included free activities, health and mental wellness programs, cultural events, and virtual tours. The City will continue to update the Virtual Recreation Center in Fiscal Year 2021-2022 until programs return to full capacity.

The Department expects to resume and expand educational and recreational program offerings for all ages following State and County public health guidelines. These programs include art, exercise, music, theater, athletics, seniors, aquatics, day camps, and social skill development.

g) Poet Laureate Program and Events (Community Services)

Since 2017, the Poet Laureate program has continued to expand and promote the literary arts in Malibu. Working through the Cultural Arts Commission and Malibu Poet Laureate Committee, the Council appoints the Malibu Poet Laureate position every two years. Various programs and events are coordinated under the Program, including writing workshops, open mic events, Arts in Education sessions, Pizza and Poetry, and Poetry Anthologies. In Fiscal Year 2020-2021, the City's named its third Malibu Poet Laureate, John Strueloeff, to serve a one-year term. The appointment for the 2021-2023 Poet Laureate will take place in early Fiscal Year 2021-2022. The Poet Laureate Committee will remain active by providing various additional workshops, coordinating the annual Poetry Anthology, and more. In-person programming will resume in Fiscal Year 2021-2022 once gatherings are permitted.

City of Malibu
Fiscal Year 2021-2022
Proposed City Council Work Plan

h) SMMUSD Master Use Agreement and Program Partnerships (Community Services)

In Fiscal Year 2020-2021, Council approved a new two-year Master Use Agreement with Santa Monica-Malibu Unified School District (SMMUSD). The Agreement allows the City to utilize SMMUSD facilities for various programs, including partnership programs with local youth sports organizations, and the Boys and Girls Club of Malibu. The Community Services Department manages all usage under the Master Use Agreement, including scheduling of programs, maintaining facility use calendars, and communicating issues and concerns to SMMUSD personnel.

A significant component of the Master Use Agreement is the Malibu Community Pool, which is operated during after-school hours and on weekends throughout the year. City Aquatic Programs are coordinated seasonally, including the SeaWolves swim team, Masters swim, youth swim lessons, lap swim, and aqua aerobics. During Fiscal Year 2020-2021, swim programs took place throughout the year with limited capacity due to COVID-19 restrictions. The City plans to expand and increase capacity of all swim programs in Fiscal Year 2021-2022 while following State and County public health guidelines.

Several City sports programs are held at SMMUSD facilities throughout the year, including the youth basketball league, volleyball, tennis, cross country, soccer, and open gym basketball. Indoor sports programs and leagues did not take place in Fiscal Year 2020-2021 due to COVID-19 restrictions. The City plans to resume modify sports programs in Fiscal Year 2021-2022 to meet the community's needs.

Since 2017, the City has partnered with the Boys and Girls Club of Malibu to offer after-school enrichment programs for students in Kindergarten through fifth grade. In late Fiscal Year 2020-2021, Malibu Elementary School and Webster Elementary School resumed in-person learning, and the City resumed limited enrichment programs to students who attended each school. The City plans to resume full-capacity programming and monthly workshops for all Malibu students in Fiscal Year 2021-2022.

The City partners with Malibu youth sports organizations, such as American Youth Soccer Association (AYSO) and Malibu Little League (MLL), to allow the use of City and SMMUSD facilities at no cost to the organizations during their primary seasons. Annual agreements are executed with each organization, with staff coordinating facility calendars, addressing field maintenance requests, and maintaining updated League registration records. In Fiscal Year 2020-2021, the County allowed youth sports leagues to provide clinics and games for school-aged children. Staff worked with the President of each organization to ensure compliance with County COVID-19 guidelines. The City anticipates full games and increased registration for these organizations in Fiscal Year 2021-2022.

City of Malibu
Fiscal Year 2021-2022
Proposed City Council Work Plan

i) Youth Commission Programs and Events (Community Services)

Council appoints up to 25 local students in grades 7-12 to the Harry Barovsky Memorial Youth Commission to serve a one-year term. The Commission coordinates programs and events that benefit Malibu youth and local non-profit organizations. Additionally, the Commission provides feedback to the City regarding youth-specific projects, such as the Permanent Skate Park and school district separation. In Fiscal Year 2021-2022, the Commission will coordinate community-based volunteer events, including beach cleanup days, donation drives, and a youth government summit. In-person programs and events, such as teen movie nights, health and wellness events, and career and college preparation workshops will resume as COVID-19 restrictions are lifted.

j) Facilities, Parks, and Special Event Reservations (Community Services)

The Community Services Department coordinates over 150 reservations annually for venues owned by the City, including Malibu Bluffs Park, the Michael Landon Center, City Hall, vacant properties, and parking lots. These reservations include large private events, road race events, such as the Malibu Triathlon and Malibu 5K and Half Marathon, church services, picnics areas, film shoots, and local service and youth sports organizations' regular meetings serving more than 25,000 people. Due to the wide variety and large number of rentals, staff analyzes each request to determine the type of event, number of attendees, and any additional approvals needed by the City. Staff then collects fees, verifies insurance documents, provides day-of oversight for rentals, and works with the Planning Department and Malibu Film Office to ensure proper permits are submitted. In Fiscal Year 2020-2021, there was a decrease in facility reservations due to State and County restrictions on in-person gatherings. Staff anticipates facility reservations will resume at or near full capacity in Fiscal Year 2021-2022 as COVID-19 restrictions are lifted.

k) Community Services Operations (Community Services)

- 1) Community Services Department general operations include the management and oversight of 11 parks, facilities, open spaces, and vacant properties within the City, totaling more than 21,500 operating hours annually. In addition to nine full-time staff, the Department hires, trains, and manages over 40 part-time staff to serve in frontline roles throughout the City.
- 2) The Department administers approximately 30 agreements for various contractors and consultants, who perform a variety of maintenance and landscape services, teach programs, and provide consulting services for large projects.

8. Improve and Maintain the City's Public Infrastructure and Community Spaces

a) Tree Maintenance Program (Public Works)

This project requires the identification of priority tree trimming maintenance in accordance with the citywide inventory so that the City's urban forest is protected, the roadways are clear of potential hazards, and liability to the City is minimized. Staff

City of Malibu
Fiscal Year 2021-2022
Proposed City Council Work Plan

continues to maintain the City's urban forest in accordance with inventory recommendations. The City's contractor completed the tree inventory program in Fiscal Year 2019-2020 and will continue to perform tree maintenance based upon the inventory program.

b) Routine Street Maintenance Program (Public Works)

City crews maintain the City-owned streets on a regular and ongoing basis, including but not limited to filling potholes, replacing street signs, and other tasks as needed to keep the City safe and clean. The program also includes street sweeping on City-owned streets and parking lots, as well as along Pacific Coast Highway (PCH), and maintaining the City's stormwater drainage facilities.

c) Maintenance, Weed Abatement, and Trail Management of Parks, Open Space, and the Civic Center (Community Services)

Staff coordinates and oversees regular maintenance, weed abatement, and trail management for 11 City-owned parks, open spaces, vacant properties, and the Civic Center area. This work is completed by staff and contractors for over 650 acres of park and open space and eight miles of trails. Additionally, Department staff coordinates with the Public Safety office, City contractors, and the Lost Hills Sheriff Station to complete the regular cleanup of homeless encampments and trash on City parks.

d) Public Works Operations (Public Works)

- 1) Permits - The Public Works Department manages the issuance of encroachment permits, street vending permits, transportation permits and parking permits and performs inspections of these permits.
- 2) Traffic Signal Maintenance Program - Work under this program includes the maintenance and operation of the City's traffic signals on Civic Center Way.
- 3) The Public Works Department manages the Broad Beach Road Assessment District (AD 2010-1), Carbon Beach Community Facilities District (CFD 2006-1) and the Civic Center Water Treatment Facility Phase 1 (AD 2015-1). Tasks include managing consultants, placing special assessments on properties within each district, preparing various reports, administering the tax rolls annually, and issuing delinquency notices when necessary.

e) PCH at Trancas Canyon Road Right Turn Lane (Public Works)

This project consists of installing a new westbound right turn lane on PCH at Trancas Canyon Road. Funding for this project will be provided through Measure R funds administered by LA Metro.

f) Cliffside Drive Underground Assessment District (Public Works)

Homeowners on Cliffside Drive east of Fernhill Drive have requested their existing utilities to be placed underground. Staff is working with the homeowners in the

City of Malibu
Fiscal Year 2021-2022
Proposed City Council Work Plan

development of an assessment district to place the utilities underground. Initial funds to hire required consultants was obtained by the homeowners.

g) Stormwater Treatment Facilities Program (Public Works, ESD)

Work under this program includes the maintenance and operation of the City's two stormwater treatment facilities: Civic Center Stormwater Treatment Facility and Paradise Cover Stormwater Treatment Facility. The program also includes two stormwater pump stations located on Cross Creek Road and at Malibu Lagoon. ESD staff continues coordinating with Los Angeles County for Measure W funds for stormwater treatment projects.

h) Civic Center Water Treatment Facility Operations (Public Works)

The Malibu CCWTF is a centralized water treatment facility that treats and reuses wastewater flows from properties in the Malibu Civic Center area. The facility was completed and put into operation in October 2018. The facility can currently capture and treat up to 200,000 gallons of wastewater daily and convert the water for irrigation purposes. Staff oversees the ongoing operations and administration of this \$60 million facility. The operation and maintenance of this facility is funded through rates assessed annually to properties being served by the facility.

i) Landslide Assessment Districts (Public Works)

The City's ongoing management of three landslide assessment districts (Malibu Road, Calle de Barco, and Big Rock Mesa) includes maintaining and operating the groundwater dewatering equipment and monitoring groundwater levels and water quality. Work under this program also includes placing special assessments on the properties that are receiving the benefit of the landslide assessment district.

j) 2021 Annual Street Resurfacing Project (Public Works)

This project includes the design and construction management of the City's annual street resurfacing project. The streets included in this project are included in the City's approved Pavement Management Plan. This project will also include the installation of speed humps on Birdview Avenue.

k) Michael Landon Center Roof and Air Conditioning System Repairs (Community Services)

The roof at the Michael Landon Center is deteriorating, leaking, and in need of repairs, which will consist of the installation of new shingles and other underlying material. Additionally, one of the two commercial air conditioning systems is over 25 years old and in need of replacement.

l) PCH Signal Synchronization Project (Public Works)

This project will install communication between the existing traffic signals on PCH, from Topanga Canyon Road to John Tyler Drive, and connect the signals back to the Caltrans Traffic Management Center, allowing Caltrans to control and operate the

City of Malibu
Fiscal Year 2021-2022
Proposed City Council Work Plan

signals and the signal system remotely. The City acquired consultants and will be managing the design, the permit process with Caltrans, and the construction phase of the project. Funding for the design and construction of this project will be provided through Measure R funds administered by LA Metro.

m) Permanent Skate Park Design (Community Services, Planning, Public Works)

In February 2020, Council awarded the professional services agreement for the design of a 12,500 square-foot permanent skate park on the east portion of the Crummer/Case Property adjacent to Malibu Bluffs Park. Two virtual public design meetings and a community survey were completed in 2020 before the Preliminary Design and site amenities were approved by the Parks and Recreation Commission. The design will be reviewed by the Planning Commission before final approval by the Council in mid-2021. Once approved by the Council, Planning staff will process the CDP application and corresponding environmental documents before construction of the project begins.

n) Vehicle Impact Protection Devices (Public Works)

MMC Section 17.48.070 requires vehicle impact protection devices to be installed for all parking spaces located adjacent to any outdoor pedestrian seating area. The Vehicle Protection Devices project consists of installing bollard-type devices at two locations within the City's right-of-way and City-owned property: One is located on Cross Creek Road directly in front of the Taverna Tony restaurant entrance (23410 Civic Center Way) and the other at the Malibu Coast Animal Hospital (23431 Pacific Coast Highway).

o) Civic Center Stormwater Diversion Structure (Public Works)

This project consists of storm drain improvements in the Civic Center area to promote the flow and circulation of stormwater into Legacy Park. Staff will manage the design, permitting and construction for this project.

p) PCH Overhead Warning Signs (Public Works)

This project was identified in the PCH Safety Study and includes the installation of overhead warning signs on PCH near Moonshadows restaurant and Big Rock Drive. Funding will be provided through Measure M funds administered by LA Metro. Staff will acquire consultants and permits and will manage the construction phase of this project.

q) Legacy Park Paver Repair (Community Services, Public Works)

This project consists of the removal and repair of a large section of pavers on the north side of the Loop Walkway at Legacy Park. The pavers have become uneven and damaged in several areas, causing a potential safety hazard for park patrons.

City of Malibu
Fiscal Year 2021-2022
Proposed City Council Work Plan

r) Malibu Bluffs Park South Walkway Replacement Project (Community Services, Public Works)

This project will replace the existing sidewalk located on the south side of Malibu Bluffs Park. Staff has repaired or replaced several different sections of the sidewalk over the past several years, but a more in-depth repair and releveling of the subsurface is required.

s) Trancas Canyon Park Playground Resurfacing (Community Services, Public Works)

This project will remove and replace the upper layer of the current playground pour-in-place safety surfacing at Trancas Canyon Park. The surfacing was installed in 2011 during the construction of the park, and staff has coordinated regular maintenance and several minor repairs since installation. The surfacing is at the end of its 10-year life and is need of replacement.

WORK PLAN ITEMS POSTPONED BY COUNCIL IN FISCAL YEAR 2019-2020 AND FISCAL YEAR 2020-2021

1. Balloon Ban (ESD, Media, Code Enforcement)

First reading of the balloon ban Ordinance No. 439 took place on October 8, 2018 and Council directed staff to bring the ordinance back altering the definition of “balloon” to exclude 100% biodegradable latex balloons. The costs to implement this program would include code enforcement and public outreach.

2. Business Licenses (Management Services)

On October 22, 2018, the Council directed staff to research and report back to Council about what would be required for the City to issue business licenses and the benefits of assuming that responsibility from the County of Los Angeles.

3. City Hall Solar Project (Public Works)

This project would install a solar power system at City Hall, including facilities that would be used to charge electric vehicles, as well as reduce the City’s overall electricity consumption. The City will manage the design, permitting, bidding, and construction phases of the project.

4. Civic Center Specific Plan (Planning)

A draft of the Civic Center Design Standards was presented at a City Council and Planning Commission Joint Special meeting on February 10, 2016. The City Council directed staff to return with options for expedited preparation of a specific plan for the Civic Center area in lieu of completing design standards.

In August 2017, Council directed staff to place an item on a City Council Special meeting agenda to initiate a zoning map amendment and any other necessary corollary legislative actions to create a specific plan overlay district for the Civic Center area. Council also directed staff to place an item on a City Council Special meeting agenda to: a) explore alternative methods of regulating community character in commercial zones employed by other jurisdictions; and b) evaluate the Civic Center guidelines that were prepared by the Civic Center Design Standards Task Force.

5. Electric Fleet (Public Works)

This item would consist of the development of a plan to transition the City’s existing fleet vehicles towards an electric vehicle fleet to the extent possible. It was initially intended to coincide with the implementation of the solar-powered vehicle charging stations at City Hall.

6. Environmental Commission (ESD)

On January 14, 2019, the Council directed staff to bring back an item considering the establishment of an Environmental Commission. This would require diverting existing staff resources, as well as funding for an additional full-time staff position to provide support to the new Commission.

**WORK PLAN ITEMS POSTPONED BY COUNCIL
IN FISCAL YEAR 2019-2020 AND FISCAL YEAR 2020-2021**

7. Grease Receptor Program (ESD)

The program would establish guidelines to reduce and divert grease, fats and oils at generating facilities, such as restaurants and fast food establishments to reduce the impact to onsite wastewater treatment systems.

8. Incentives for Safer, Smaller, Lower Impact Homes (ESD, Planning)

The program would formalize incentives such as expedited plan review for homeowners seeking to implement low impact development standards in their homes.

9. Incentives for Sustainable Building Practices (ESD)

The program would formalize incentives such as expedited plan review for homeowners seeking to incorporate sustainable building practices in their homes.

10. LCP ESHA Map (Planning)

This project includes preparing an update to the existing 2002 LCP ESHA map with parcel-specific data acquired since that time. Phase 1 of the project would include creating biological assessment guidelines, updating submittal requirements, and data collection. Phase 2 would include the preparation of the final map, review by the City Council, and submittal to the CCC as an LCP Amendment (LCPA).

11. Legacy Park Art Enhancement Plan (Community Services)

In December 2015, City Council approved a draft of the Legacy Park Art Enhancement Plan and sent the draft to the Cultural Arts Commission for review. The final design included project costs, phasing plan and potential funding sources. The Commission reviewed the three phases and investigated the possibility of establishing a 501(c)3 non-profit organization to fund phases two and three of the project. The Commission has provided input to staff on several specific projects related to the enhancement plan, including the Anchor for Malibu, Legacy Park Rehabilitation and Revegetation Project, and the Ronald Rindge Recognition Project.

12. Metro Freeway Service Patrol (FSP) Pilot Program (Management Services)

On May 14, 2018, the Council directed staff to arrange for City participation in a pilot Freeway Service Patrol (FSP) Program on PCH. The Los Angeles County Metropolitan Transportation Authority (Metro) FSP Program utilizes fleets of roving tow trucks and service trucks to assist stranded motorists, minimize traffic related impacts, and reduce the likelihood of further incidents. Metro staff evaluated the potential for the FSP along PCH and determined that providing one truck to cover PCH from the I-10 Freeway to Decker Canyon Road for seven hours per day during the week would meet the cost-benefit ratio required for a State funding contribution. In order to implement a pilot program, staff needs to work with Metro, the California Highway Patrol, Los Angeles County Sheriff's Department, Los Angeles Police Department and Santa Monica Police Department to establish an

WORK PLAN ITEMS POSTPONED BY COUNCIL IN FISCAL YEAR 2019-2020 AND FISCAL YEAR 2020-2021

agreement on program administration, vendor procurement, and local contribution, and present the agreement to Council for approval.

13. Mobile Command Post (Public Safety, Management Services)

On January 28, 2019, the Council directed staff to bring back an item to consider purchasing a mobile command center. This would enable staff to deploy an Emergency Operations Center throughout the City as needed.

14. No Smoking Ordinance (ESD, Media, Code Enforcement)

This ordinance would introduce more restrictive smoking laws for the City, including updating the current code (MMC Chapter 9.34) to include new definitions for e-cigarettes and vaping and a potential ban on smoking on sidewalks and outdoor patios. The costs to implement this program would include code enforcement and public outreach.

15. Parking Meters Implementation Program (Public Works)

This program consists of the development of a comprehensive parking meter implementation plan for the Civic Center area, including Cross Creek Road, Civic Center Way, and Malibu Road. The proposed plan would include proposed parking meter locations, types of parking meters and their associated costs and revenues, required permits, ordinances and approvals necessary to implement the parking meter program.

16. Plastic Dry-Cleaning Bag Ban (ESD, Media, Code Enforcement)

On June 9, 2018, staff was directed to bring an ordinance to Council banning plastic dry-cleaning garment bags. Staff has provided a draft ordinance to the City Attorney's office. This was put on hold due to the Woolsey Fire. The costs to implement this program would include code enforcement and public outreach.

17. Polystyrene Ban Additions (ESD, Media, Code Enforcement)

The polystyrene ban was formally adopted in 2005 and amended on November 28, 2016. On April 9, 2018, staff was directed to bring back an ordinance amending the polystyrene ban to include rigid polystyrene, banning the sale and distribution throughout the City, including catering and food trucks, and removing definitions for "compostable" and "recyclable" in the MMC. The costs to implement this program would include code enforcement and public outreach.

18. Rainwater Harvesting/Downspout Redirection Program (ESD)

This program would introduce an incentive program for new projects and existing development to reduce water consumption, maximize the use of existing water resources, and promote sustainable water use solutions in the City. The Enhanced Watershed Management Program (EWMP) requires the City to develop a downspout redirection program. The costs to implement this program would include code enforcement and public outreach.

**WORK PLAN ITEMS POSTPONED BY COUNCIL
IN FISCAL YEAR 2019-2020 AND FISCAL YEAR 2020-2021**

19. Sign Ordinance ZTA / LCPA (Planning)

Council initiated a comprehensive update of the sign code in 2010. A draft ordinance was presented to the Planning Commission in 2014, and the Commission recommended a series of special public meetings on the item. In order to move this forward, the City would have to hire a consultant firm and assign staff to manage the project. The costs to implement this program would include code enforcement and public outreach.

20. Single-Use Plastic Beverage Containers (ESD, Media, Code Enforcement)

On June 11, 2018, staff brought an item to Council with recommendations on a size threshold for banning plastic bottles and ways to expand recycling opportunities within the City. Council directed staff to bring back an ordinance for a phased ban of single-use beverage (less than one liter) containers. The costs to implement this program would include code enforcement and public outreach.

21. Street Light Regulation Ordinance in MMC 17.41 (Planning, Public Works)

This program would update street light regulations in the Malibu Municipal Code.

22. Utilities Undergrounding Assessment District Formation Outreach Program (Public Works)

This task consists of the development of a public outreach program to help residents understand the processes for undergrounding overhead utilities within their neighborhood.

23. Vacant Properties (Management Services)

The purchase of three vacant properties totaling 29.24 acres was completed in September 2018. The City now owns the following vacant parcels: Trancas Field; PCH at Heathercliff Road; Ioki parcel (commonly known as the Chili Cook-Off site); and La Paz. A robust community outreach effort is needed to determine the appropriate usage of the parcels going forward.

24. Electric Vehicle Charging Stations (Public Works)

This project consists of installing new charging stations on Civic Center Way and at Bluffs Park. Staff put the construction project out to bid but the lowest bid received exceeded the City's budget. On January 13, 2020, City Council rejected all bids received for the Electric Vehicle Charging Stations Upgrades Project. This project has been removed and staff is only replacing the electric vehicle charging stations on Civic Center Way at this time.

25. Homelessness Shelter and Safe Parking Program (SPP) (Public Safety Management Services)

In February 2021, the Council directed staff to develop a robust public outreach on addressing homelessness in Malibu, to explore partnerships with other jurisdictions for a joint project, and to work with the City Council to compile a list of possible locations for an Alternative Sleeping Locations and a Safe Parking Program. Staff time for this project has been included in the Fiscal Year 2021-2022

WORK PLAN ITEMS POSTPONED BY COUNCIL IN FISCAL YEAR 2019-2020 AND FISCAL YEAR 2020-2021

Proposed Budget. There is currently no funding for implementation of these programs.

26. Sheriff's Substation Located on Santa Monica College Satellite Campus (Management Services, Public Safety, Planning)

Santa Monica College (SMC) commenced construction in September 2018 on a satellite college facility to be located on the County parcel adjacent to the Malibu Library. The 20,000-square foot community college project includes approximately 5,000 square feet of space for use by the Los Angeles County Sheriff's Department as a station. Public Safety and Management Services staff are working with the County on future staffing and infrastructure of the proposed station, while Planning staff continues to monitor work on the project. Public meetings to garner public input on the proposed substation were delayed due to COVID-19 and are expected to be scheduled in Fiscal Year 2021-2022. SMC expects construction to be completed by Fall 2022. Future budgets must include an additional \$3 million for operation of the station.

27. School District Separation Documents (Management Services)

To move forward with the City's petition for unification, the City must submit a comprehensive report including detailed financial and demographic information to the LACOE County Committee on School District Organization (County Committee). The County Committee review process will also require presentations and additional analysis to support the petition. As the petition continues through the local and state process, additional documentation will be required including an Environmental Impact Report (EIR). Funding for some of the reports has been included in the Fiscal Year 2021-2022 budget, but an EIR is not included.

28. Beachfront / Non-Beachfront Development Standards (Planning)

In October 2016, Council initiated amendments based on recommendations received from ZORACES in April 2016.

This project was initially delayed as the City prioritized rebuilding in the wake of the Woolsey Fire, and it remains on hold due to the limits on staff time and resources due to the COVID-19 pandemic.

29. Basement Lightwell Amendments (Planning)

Council initiated the Basement Lightwell Amendment LCP/ZTA in June 2018.

30. Event Permits Amendments (Planning)

Several issues have arisen involving the current events permitting process. Enforcement and implementation could be enhanced by amendments to the ordinances. Options for allowing longer term but non-permanent, non-event uses would also be useful. Planning expects to propose amendments to ZORACES for recommendation to the City Council for formal initiation.

WORK PLAN ITEMS POSTPONED BY COUNCIL IN FISCAL YEAR 2019-2020 AND FISCAL YEAR 2020-2021

31. Dark Sky Ordinance Implementation (Planning, ESD, Code Enforcement)

Ordinance 434 became effective in October 2018, setting three phased deadlines for existing development to come into compliance with the dark sky standards, beginning with gas stations in October 2019. Code Enforcement staff are working with gas station owners on compliance. Commercial and recreation zones were to be compliant in October 2020, and staff began an extensive outreach campaign focused on education and voluntary compliance in January 2020 when letters were sent to all commercial property owners.

Planning and Public Works staff will need to conduct an inventory of City-owned streetlights to review for consistency with Dark Sky-friendly color temperature. The final phase requires compliance in residential zones in Fiscal Year 2021-2022.

32. Resolve Parking Issues in Point Dume and PCH with CCC (Planning)

In November 2019, the Planning Commissions approved a CDP to allow for the installation of a gate and alligator teeth to prevent use of the Point Dume Headlands Park parking area between sunset and sunrise, consistent with current parking limits. In February 2020, CCC sent a Notice of Violation to the City pertaining to the Point Dume Nature Preserve Settlement Agreement. Council directed staff to remove this project from the Fiscal Year 2019-2020 Capital Improvement Project list and withdraw the CDP. Staff is working with the CCC to resolve the parking issues in Point Dume and PCH

33. Sustainability Outreach (ESD)

ESD staff perform community outreach with respect to implementation of City ordinances restricting the use of plastic bags, polystyrene, promoting water conservation, and reducing or eliminating water runoff. ESD outreach includes efforts the City is obligated to perform for regulatory compliance purposes. Staff conducts education and outreach for the annual Clean Bay restaurant inspections and for compliance with the plastic straw, cutlery, and stirrer ban. Staff also responds to complaints regarding stores that are not in compliance.

34. Water and Energy Conservation (ESD, Public Works)

ESD staff is working with partner agencies and the City's Media Information Officer to conduct ongoing public information and outreach programs, including a water conservation campaign, leveraging resources with the Malibu Area Conservation Coalition (MACC) where feasible. As part of the City's Malibu Smart project, the City hosted two firescaping workshops to assist property owners rebuilding after the Woolsey Fire. Staff continues to promote opportunities to conserve water in Malibu, enforce existing water conservation rules and respond to complaints submitted through the Water Waster Report available on the City website. In addition, staff supports the City's participation in the Choice Power Authority of Southern California (the Community Choice Aggregate led by Los Angeles County). The staff has had discussions with the Southern California Regional Energy Network (SoCALREN) and others regarding potential energy efficiency projects.

**WORK PLAN ITEMS POSTPONED BY COUNCIL
IN FISCAL YEAR 2019-2020 AND FISCAL YEAR 2020-2021**

- 35. Solid Waste Management Program Enhancements (ESD, Code Enforcement)**
ESD staff continues its work to increase diversion of waste from the landfill in accordance with the statewide goal of 75% diversion and to bring more sustainability programs to the community. Staff is working to improve food waste and organics recycling within commercial areas for compliance with AB 341 (commercial recycling) and AB 1826 (organics recycling). The annual Clean Bay Certified Restaurant inspections provide an opportunity for City staff to establish a rapport with business owners/managers and provide education and outreach to help facilitate organics recycling. The City hosts regular environmental and recycling events throughout the year, including the Waste to Waves polystyrene collection events, community document shred days, and Christmas tree recycling.
- 36. FAA / Airplane Noise (Management Services)**
The Council appointed Councilmember Mullen and the Public Works Director to participate in the LAX Community Noise Roundtable meetings to help develop solutions to excessive noise from the Next Generation Air Transportation System (NextGen) and SoCal Metroplex projects that have been detrimental to the quality of life of many in the Malibu community. The City hired a consultant to assist with this effort.
- 37. Malibu Lagoon Management Plan (ESD, Planning)**
The Malibu Lagoon is part of Malibu Lagoon State Beach which is owned and operated by the California Department of Parks and Recreation (DPR). The County of Los Angeles Beaches and Harbors operates Surfrider Beach adjacent to the Malibu Lagoon. In July 2019, in response to community concern regarding the sand erosion in the area, Council authorized the release a Request for Proposals for a Malibu Lagoon Hydrology and Coastal Morphology Study and directed staff to initiate a Local Coastal Plan Amendment for a Lagoon Management Plan. A hydrology and coastal morphology study is necessary to identify the most effective water resource management techniques for the Malibu Lagoon to be included in a Lagoon Management Plan. In November 2019, staff presented Council with an update on the RFP process. There currently is no funding in the budget for the Malibu Lagoon Hydrology and Coastal Morphology Study. Staff had reached out to Surfrider Foundation, Save the Waves and the Malibu Surfing Association regarding a potential fundraising partnership, but the non-profits do not have the capacity to spearhead the fundraising effort. In March 2020, staff submitted a pre-proposal for the National Coastal Resilience Fund grant, but the City was not selected to move forward with a full proposal.
- 38. Climate Adaption and Resiliency Plan (ESD, Planning)**
In December 2019, the City received a \$50,000 grant from SoCalGas towards drafting a Community Resilience and Adaptation Plan. The award of the professional services agreement was delayed due to COVID-19 and budgetary concerns since managing the project would require 0.5 full time staff, which is unfunded by the grant.

**WORK PLAN ITEMS POSTPONED BY COUNCIL
IN FISCAL YEAR 2019-2020 AND FISCAL YEAR 2020-2021**

39. Departmental Audits (Management Services)

Pursuant to Council Policy No. 17, the City Manager shall annually conduct a performance audit of at least one City Department. An IT assessment was conducted by an outside consultant in Fiscal Year 2019-2020.

40. Permanent Skate Park Construction (Community Services, Planning, Public Works)

Construction of the Permanent Skate Park will begin after the design process is complete and funding sources have been identified. Construction is anticipated to take 14-16 months.

General Fund Grant Applications Fiscal Year 2021-2022

Applicant Name	Amount Requested
Adamson House Foundation	3,000
American Tortoise Rescue	2,500
Aurelia Foundation, DBA Creative Steps	10,000
Boys and Girls Club of Malibu	150,000
California Wildlife Center	5,000
Children's Creative Workshop	3,000
Children's Lifesaving Foundation	12,000
Eco Hero Kids Foundation	23,490
Emily Shane Foundation	5,000
Friends of Malibu Urgent Care Center	10,000
John L. Webster Elementary PTA	25,000
Malibu Arts Foundation	10,000
Malibu Community Labor Exchange	25,000
Malibu Elementary School PTA	25,000
Malibu High School PTSA	3,000
Malibu Jewish Center and Synagogue	20,000
Malibu Search and Rescue	29,600
Malibu Woman's Club	15,000
Meals on Wheels West	4,000
Poison Free Malibu	2,000
Rock to Recovery	40,000
Sea Save Foundation	2,500
The Shark Fund	14,500
	<hr/>
	\$439,590
	<hr/>